



Enduro Race Kouty

UNOFFICIAL RESULT LIST

Place: Kouty

Date: 24/05/2026

www.sportsoft.cz

Event: Race

Rank	Bib.	NAT	Name	YoB	Time	Penalties	RZ1	RZ2	RZ3	RZ4	RZ5	Limit
Cat.rank.			Team		Gap							06:00:00
1. 1./REM	5		MAXA Adam Bikeporn Bluegrass enduro team	2004	00:20:53.3 00:00:00.0		03:59.9 1	02:23.9 1	05:51.5 1	06:18.2 2	02:19.7 1	OK 05:29:40.9
2. 2./REM	3		KRÁL Antonín VHR racing	1996	00:21:07.4 00:00:14.1		04:01.5 2	02:25.1 2	05:53.9 2	06:22.1 3	02:24.8 6	OK 05:23:13.6
3. 3./REM	103		BABÓ Áron Rad company race team	2007	00:21:15.8 00:00:22.4		04:05.3 6	02:26.1 5	05:56.3 3	06:23.6 4	02:24.3 5	OK 05:43:05.2
4. 4./REM	1		PIVNIČKA Jakub BIKESTRIKE.COM	2005	00:21:24.5 00:00:31.1		04:02.4 3	02:30.8 11	05:56.6 4	06:29.0 5	02:25.5 8	OK 05:33:56.2
5. 5./REM	2		CHARVAT Matej CharvatBros	1985	00:21:24.8 00:00:31.4		04:16.5 20	02:25.1 3	06:03.3 10	06:17.9 1	02:21.7 2	OK 05:08:02.6
6. 1./U19M	108		KOPIČKA Vojta Velocity Racing	2010	00:21:31.3 00:00:38.0		04:05.2 5	02:28.5 8	05:59.1 6	06:32.6 10	02:25.7 9	OK 05:36:38.0
7. 2./U19M	14		SAFRANEK Jan UNDERWOOD CYCLING LAB	2008	00:21:42.2 00:00:48.8		04:09.1 8	02:28.3 7	06:07.9 15	06:31.7 8	02:25.1 7	OK 05:41:13.5
8. 6./REM	12		RYS Jan Evil bikes czech	2007	00:21:44.4 00:00:51.0		04:11.0 10	02:32.6 14	06:02.5 9	06:30.8 6	02:27.4 12	OK 05:07:58.9
9. 7./REM	4		KALOUSEK Jakub BIKEPORN BLUEGRASS ENDURO	2005	00:21:50.5 00:00:57.1		04:05.7 7	02:26.1 6	06:01.6 8	06:53.1 28	02:23.9 3	OK 05:33:29.2
10. 3./U19M	113		KOPECKÝ Matěj Norco No limit	2009	00:21:52.8 00:00:59.5		04:09.8 9	02:39.9 40	05:56.7 5	06:31.6 7	02:34.6 30	OK 05:23:37.8
11. 4./U19M	120		KOKEŠ Šimon Horsefeathers Niseko	2010	00:21:55.9 00:01:02.5		04:15.4 18	02:32.9 16	06:07.1 14	06:34.3 11	02:26.1 10	OK 05:27:34.7
12. 8./REM	8		ŠINDELÁŘ Roman	2005	00:22:01.2 00:01:07.8		04:30.2 53	02:25.9 4	06:05.0 11	06:32.0 9	02:27.9 14	OK 05:34:41.3
13. 1./R35-44	7		LINDNER Kevin ShredErz e.V.	1991	00:22:04.2 00:01:10.8		04:14.1 14	02:31.1 12	06:09.6 17	06:38.1 13	02:31.2 19	OK 05:09:27.0





Event: Race

Rank	Bib.	NAT	Name	YoB	Time	Penalties	RZ1	RZ2	RZ3	RZ4	RZ5	Limit
Cat.rank.			Team		Gap							06:00:00
14. 5./U19M	112		BRÍČ Jiří HYRASUS bike servis	2009	00:22:05.4 00:01:12.0		04:14.9 15	02:34.8 21	06:08.8 16	06:39.0 14	02:27.7 13	OK 05:24:03.3
15. 9./REM	95		FERON Mael Commencal	2004	00:22:09.5 00:01:16.2		04:22.5 33	02:33.4 19	06:07.0 13	06:37.5 12	02:29.1 16	OK 05:21:39.0
16. 6./U19M	6		ŠRAIL Matěj Horsefeathers Protocycles	2008	00:22:12.6 00:01:19.2		04:14.0 13	02:32.6 14	06:12.7 19	06:44.4 22	02:28.8 15	OK 05:35:46.8
17. 10./REM	83		KNAPEC Martin CTM Racing Team	1994	00:22:14.0 00:01:20.6		04:12.6 11	02:35.5 22	06:14.3 21	06:39.9 16	02:31.5 21	OK 05:28:43.0
18. 11./REM	88		SCHREITER Erik Sg Callenberg / ShredErz	1997	00:22:14.0 00:01:20.6		04:15.2 16	02:31.7 13	06:12.9 20	06:42.5 19	02:31.6 22	OK 05:38:46.2
19. 12./REM	18		BERNÁT Tomáš	2005	00:22:21.0 00:01:27.6		04:18.5 22	02:33.4 18	06:18.7 26	06:39.6 15	02:30.7 18	OK 05:36:44.7
20. 7./U19M	9		KOUTNÝ Alan IXS BSB TEAM	2008	00:22:21.9 00:01:28.5		04:15.2 16	02:35.7 23	06:19.3 28	06:40.2 17	02:31.4 20	OK 05:39:52.9
21. 13./REM	97		HÚŠŤ Kryštof	2006	00:22:23.9 00:01:30.5		04:13.8 12	02:33.2 17	06:11.0 18	06:43.9 21	02:41.8 55	OK 05:32:55.0
22. 14./REM	22		FLÁMA Tomáš Kolarna Enduro Team	1997	00:22:32.4 00:01:39.0		04:15.9 19	02:36.0 24	06:18.0 25	06:52.4 27	02:30.0 17	OK 05:15:34.3
23. 15./REM	11		HORÁK Martin NORTH BIKE CLUB	2007	00:22:33.2 00:01:39.9		04:22.5 34	02:37.0 29	06:14.5 22	06:41.5 18	02:37.6 41	OK 05:29:06.0
24. 8./U19M	118		TANDARA Richard CTM Racing Team	2009	00:22:34.4 00:01:41.0		04:18.2 21	02:38.6 36	06:15.9 24	06:43.8 20	02:37.7 43	OK 05:45:38.7
25. 9./U19M	121		FIALA Oliver TOP ON TRAIL DH TEAM	2010	00:22:36.8 00:01:43.5		04:19.6 25	02:30.4 10	06:06.7 12	07:13.1 61	02:26.8 11	OK 05:36:33.6
26. 16./REM	10		RÝDL Matěj Krabcycles X directed by racing	2007	00:22:46.6 00:01:53.2		04:28.6 46	02:37.9 32	06:15.1 23	06:52.2 26	02:32.6 26	OK 05:35:57.5
27. 17./REM	101		HÚBL Matyáš IXS BSB TEAM	2007	00:22:51.9 00:01:58.6		04:30.3 54	02:37.5 31	06:20.5 29	06:51.6 25	02:31.8 24	OK 05:49:29.5
28. 10./U19M	109		TŘEŠŇÁK Jan Velocity Racing	2008	00:22:53.3 00:02:00.0		04:18.7 23	02:36.8 26	06:24.7 30	06:57.2 31	02:35.8 36	OK 05:37:14.6
29. 18./REM	17		PUFFER Dominik COMMENCAL FDF TEAM	1993	00:22:53.7 00:02:00.3		04:20.6 28	02:42.7 48	06:27.7 35	06:50.6 23	02:31.9 25	OK 05:29:53.6

Event: Race

Rank	Bib.	NAT	Name	YoB	Time	Penalties	RZ1	RZ2	RZ3	RZ4	RZ5	Limit
Cat.rank.			Team		Gap							06:00:00
30. 19./REM	38		ZVONEK Patrik PepeBike	2005	00:22:53.7 00:02:00.4		04:20.8 29	02:43.2 50	06:25.3 33	06:51.1 24	02:33.2 27	OK 05:50:21.6
31. 20./REM	33		MORAWSKI Filip SixT9 Frames	1999	00:22:54.7 00:02:01.3		04:23.8 37	02:38.4 34	06:19.1 27	06:59.2 33	02:34.0 29	OK 05:26:48.4
32. 21./REM	21		SVATOŠ Tomáš BIKELAB	2004	00:22:56.0 00:02:02.6		04:23.2 36	02:36.5 25	06:25.2 31	06:55.2 30	02:35.8 36	OK 05:37:30.3
33. 22./REM	84		HOHMANN Jonas Wartburgtrails e.V	1995	00:22:58.2 00:02:04.8		04:19.3 24	02:34.7 20	06:30.5 38	06:59.8 34	02:33.7 28	OK 05:35:33.6
34. 2./R35-44	31		MOŠKO Martin Mikebike.cz	1990	00:23:05.6 00:02:12.2		04:22.6 35	02:45.6 60	06:28.2 36	06:54.3 29	02:34.7 31	OK 05:20:08.3
35. 23./REM	24		KAKOS Karlos Dressler.cz	2007	00:23:08.2 00:02:14.9		04:25.7 39	02:37.2 30	06:25.7 34	07:00.1 35	02:39.3 45	OK 05:29:40.5
36. 24./REM	19		KORYŤÁK Milan SPORT TEAM NÝRSKO	1999	00:23:13.1 00:02:19.7		04:25.7 40	02:36.9 28	06:40.7 54	06:58.0 32	02:31.6 23	OK 05:07:57.2
37. 25./REM	26		KUKLA Dominik MEG team	2007	00:23:16.4 00:02:23.0		04:22.2 32	02:39.0 37	06:35.0 45	07:00.2 36	02:39.7 46	OK 05:30:38.8
38. 26./REM	13		ROUŠAVÝ Vojtěch	1998	00:23:18.6 00:02:25.2		04:28.3 44	02:41.9 44	06:29.1 37	07:02.9 41	02:36.2 39	OK 05:38:29.4
39. 27./REM	32		FIEDLER Zdeněk	2002	00:23:21.7 00:02:28.3		04:29.5 50	02:42.1 45	06:31.9 40	07:03.1 43	02:35.0 33	OK 05:00:11.6
40. 3./R35-44	27		KULHAVÝ Radek Giant Progresscycle dressler.cz	1984	00:23:23.4 00:02:30.0		04:20.3 27	02:42.7 48	06:32.0 42	07:07.7 50	02:40.3 49	OK 05:28:34.6
41. 28./REM	85		DRABIK Oliver Gravity Pool Hlohovec	1995	00:23:25.0 00:02:31.7		04:21.6 30	02:36.8 27	06:38.3 49	07:02.8 40	02:45.3 72	OK 05:29:39.1
42. 11./U19M	36		ZEIS Luca Nevix Team	2008	00:23:25.7 00:02:32.3		04:29.3 49	02:38.6 35	06:37.9 48	07:00.7 37	02:39.1 44	OK 05:26:16.2
43. 29./REM	102		ONDRÁČEK Filip	2007	00:23:28.9 00:02:35.5		04:24.6 38	02:45.6 62	06:25.2 32	07:17.2 65	02:36.0 38	OK 05:28:40.3
44. 12./U19M	117		RICHTER Ryan Matthev ShredErz e.V.	2009	00:23:30.2 00:02:36.8		04:21.8 31	02:39.1 39	06:43.1 58	07:11.2 58	02:34.7 32	NO 06:02:56.6
45. 30./REM	16		DANIEL Filip PepeBike	2006	00:23:33.2 00:02:39.9		04:29.0 47	02:50.6 79	06:32.0 41	07:06.2 46	02:35.3 34	OK 05:37:34.2

Event: Race

Rank	Bib.	NAT	Name	YoB	Time	Penalties	RZ1	RZ2	RZ3	RZ4	RZ5	Limit
Cat.rank.			Team		Gap							06:00:00
46. 31./REM	20		JAROŠ Kamil	2002	00:23:34.0 00:02:40.6		04:32.8 57	02:40.5 42	06:34.7 44	07:05.3 44	02:40.5 50	OK 04:54:29.6
47. 32./REM	41		BÍLY Patrik OEXCUBE RACING	1993	00:23:34.4 00:02:41.1		04:32.1 56	02:44.8 56	06:32.5 43	07:02.8 39	02:42.1 57	OK 05:33:16.2
48. 13./U19M	110		ZAŤKO David Bajky.sk Racing Team	2008	00:23:39.6 00:02:46.2		04:29.7 52	02:46.8 65	06:30.6 39	07:09.0 52	02:43.3 62	OK 05:31:09.7
49. 33./REM	94		KUČERA Martin Tiktok legends	2004	00:23:45.7 00:02:52.3		04:41.2 77	02:40.0 41	06:35.6 46	07:11.6 59	02:37.1 40	OK 05:42:31.2
50. 34./REM	34		BASINSKI Aleksander Poland Collective	2004	00:23:46.1 00:02:52.7		04:28.2 43	02:46.8 65	06:46.6 66	07:06.7 47	02:37.6 42	OK 05:43:06.8
51. 1./R45+	28		HÖHNE Maik Dresdner SC 1898 e.V	1978	00:23:47.3 00:02:53.9		04:34.7 61	02:45.0 57	06:39.1 50	07:05.9 45	02:42.4 58	OK 05:28:05.6
52. 35./REM	37		SUCHÝ Vojtěch CK SLAVOJ TEREZÍN	2007	00:23:48.0 00:02:54.6		04:34.1 60	02:42.7 47	06:40.2 52	07:10.5 55	02:40.2 48	OK 05:35:56.1
53. 36./REM	44		FORNIER Theo Bikestrike	2005	00:23:48.1 00:02:54.7		04:34.0 59	02:43.3 51	06:39.3 51	07:15.7 64	02:35.5 35	OK 05:39:32.8
54. 1./RZ	127		KOKEŠOVÁ Adéla Horsefeathers Niseko	2010	00:23:50.3 00:02:56.9		04:28.4 45	02:45.6 58	06:44.2 62	07:09.5 53	02:42.5 59	OK 05:30:16.7
55. 37./REM	25		STRMISKA Vojtěch OVLADAJKOLO	2002	00:23:54.3 00:03:00.9		04:33.2 58	02:48.1 73	06:43.2 59	07:09.5 54	02:40.1 47	OK 05:38:59.1
56. 38./REM	49		NAVAŘÍK Robert CYKLO TEAM KOLÁRNA	1996	00:23:56.3 00:03:03.0		04:41.7 79	02:43.3 52	06:40.9 55	07:07.0 49	02:43.1 61	OK 05:29:25.5
57. 2./R45+	23		ŽILÁK František Bikestrike.com-Nicolai Bikes	1981	00:23:57.7 00:03:04.3		04:37.5 66	02:47.3 69	06:45.4 64	07:06.7 48	02:40.6 51	OK 05:18:42.6
58. 2./RZ	122		VIKTOROVÁ Nela UFO-RIDE.CZ	2004	00:23:58.8 00:03:05.5		04:39.3 71	02:45.9 64	06:42.7 57	07:07.9 51	02:42.9 60	OK 05:30:22.7
59. 39./REM	15		KUČERA David	2000	00:24:02.0 00:03:08.6		04:26.1 41	02:45.6 61	06:37.6 47	07:28.7 81	02:43.8 63	OK 05:43:16.4
60. 14./U19M	114		POLICAR Lukáš SK VELO PRAHA	2009	00:24:04.4 00:03:11.1		04:27.6 42	02:38.3 33	06:47.7 67	07:25.6 76	02:45.1 70	NO 06:04:41.6
61. 4./R35-44	30		ŠVÁN Vojtěch Evil Bikes	1988	00:24:08.9 00:03:15.5		04:37.6 67	02:45.6 58	06:49.9 68	07:11.1 57	02:44.6 68	OK 05:18:25.4

Event: Race

Rank	Bib.	NAT	Name	YoB	Time	Penalties	RZ1	RZ2	RZ3	RZ4	RZ5	Limit
Cat.rank.			Team		Gap							06:00:00
62. 5./R35-44	447		VANER Jan	1983	00:24:15.0 00:03:21.7		04:51.6 95	02:44.8 55	06:43.7 61	07:10.6 56	02:44.3 65	OK 05:16:35.0
63. 6./R35-44	48		BULUŠEK Petr	1987	00:24:15.5 00:03:22.2		04:37.1 64	02:44.6 53	06:43.4 60	07:21.7 69	02:48.6 81	OK 05:45:56.1
64. 40./REM	91		PETRUS Leopold ShredErz e.V.	1999	00:24:17.0 00:03:23.6		04:29.7 51	02:40.9 43	07:22.0 107	07:03.1 42	02:41.2 53	OK 05:40:01.9
65. 41./REM	81		GROCHOWSKI Jakub	1993	00:24:17.6 00:03:24.2		04:45.1 83	02:47.3 68	06:44.3 63	07:18.8 67	02:41.9 56	OK 05:21:18.3
66. 15./U19M	35		HANÁK Šimon Ovládej Kolo	2008	00:24:17.6 00:03:24.2		04:29.0 47	02:42.5 46	06:57.3 81	07:21.0 68	02:47.6 77	OK 05:37:23.1
67. 42./REM	445		BUDINSKÝ Ondřej	2005	00:24:17.9 00:03:24.5		04:31.0 55	02:54.8 90	06:42.3 56	07:28.5 80	02:41.0 52	OK 05:40:09.3
68. 43./REM	51		WÜNSCH Marek Sterbabike	1995	00:24:20.1 00:03:26.7		04:40.0 73	02:47.4 70	06:54.1 73	07:13.5 62	02:45.1 70	OK 05:40:15.5
69. 44./REM	46		HOLÝ Jakub	2002	00:24:22.1 00:03:28.7		04:41.1 76	02:49.4 74	06:40.6 53	07:26.6 78	02:44.3 65	OK 05:19:02.6
70. 7./R35-44	63		BRZozowski Oskar Rock Your Bike	1991	00:24:25.0 00:03:31.6		04:42.3 80	02:45.7 63	06:51.2 70	07:17.7 66	02:47.9 80	OK 05:20:15.3
71. 45./REM	98		NĚMEČEK Jan Koloshop team	2006	00:24:26.7 00:03:33.3		04:38.1 69	02:50.2 78	06:45.8 65	07:25.1 74	02:47.3 75	OK 05:30:04.9
72. 46./REM	50		KŘÍŽ Adam COMMENCAL FDF TEAM	1995	00:24:28.5 00:03:35.1		04:36.5 62	02:44.7 54	06:58.3 83	07:24.2 73	02:44.5 67	OK 05:38:18.2
73. 47./REM	29		ŠVEC Vojtěch	2004	00:24:31.4 00:03:38.0		04:40.8 75	02:47.5 71	06:52.4 71	07:28.9 82	02:41.7 54	OK 05:43:54.9
74. 3./RZ	126		RICHTER Raphaela Bikesportbühne Bayreuth	1997	00:24:31.7 00:03:38.3		04:37.1 63	02:47.2 67	06:59.0 84	07:23.5 71	02:44.6 69	OK 05:32:50.1
75. 3./R45+	42		KŘÍŽEK Miroslav COMMENCAL FDF TEAM	1978	00:24:43.1 00:03:49.7		04:43.8 81	02:51.6 82	06:54.6 75	07:23.9 72	02:49.1 82	OK 05:24:24.1
76. 8./R35-44	47		NIRNBERG Petr	1990	00:24:47.5 00:03:54.1		04:44.7 82	02:53.2 84	06:55.5 78	07:27.2 79	02:46.7 73	OK 04:33:31.0
77. 48./REM	89		SZICS Serge Alpinbike Team	1998	00:24:48.2 00:03:54.8		04:41.2 77	02:58.1 98	06:58.0 82	07:23.0 70	02:47.8 79	OK 05:38:04.6

Event: Race

Rank	Bib.	NAT	Name	YoB	Time	Penalties	RZ1	RZ2	RZ3	RZ4	RZ5	Limit
Cat.rank.			Team		Gap							06:00:00
78. 9./R35-44	40		WIMMER Sebastian ShredErz e.V.	1982	00:24:49.5 00:03:56.1		04:39.7 72	02:49.6 75	06:57.2 80	07:31.7 88	02:51.0 86	OK 05:32:09.7
79. 49./REM	96		KAPOCSI Zalán Rad Company Racing Team	2005	00:24:55.0 00:04:01.6		04:38.5 70	02:49.7 76	06:52.6 72	07:36.2 92	02:57.8 106	OK 05:39:29.0
80. 10./R35-44	72		MAROSZ Paweł	1982	00:24:55.9 00:04:02.6		04:49.4 92	02:54.2 88	06:55.9 79	07:29.1 84	02:47.2 74	OK 05:52:20.8
81. 16./U19M	105		KRÁTKÝ Tomáš MEG team	2008	00:24:59.0 00:04:05.6		04:46.3 87	02:52.3 83	06:55.4 77	07:29.0 83	02:55.8 98	OK 05:31:54.1
82. 50./REM	79		SVOBODA David FH	1992	00:25:08.6 00:04:15.2		04:47.0 88	02:51.2 81	07:01.5 85	07:39.2 95	02:49.6 83	NO START
83. 51./REM	64		ČERNÍN Vojtěch Evil bikes czech	2007	00:25:09.7 00:04:16.4		04:45.9 86	02:50.8 80	07:02.2 86	07:35.2 91	02:55.5 96	OK 05:32:13.6
84. 52./REM	58		HLŮŽE Sebastian Cajdašrot	1992	00:25:10.2 00:04:16.8		04:49.1 91	02:55.7 93	07:03.8 88	07:30.1 85	02:51.4 87	OK 05:44:49.3
85. 17./U19M	119		SOFKA Filip Velocity Racing	2010	00:25:13.5 00:04:20.1		04:37.5 65	03:01.3 105	07:03.6 87	07:43.4 99	02:47.6 78	OK 05:41:31.2
86. 53./REM	62		ORAVEC Petr UNDERWOOD CYCLING LAB	1993	00:25:14.4 00:04:21.0		04:53.9 98	02:54.2 87	07:07.1 92	07:26.5 77	02:52.5 88	OK 05:45:54.2
87. 4./R45+	52		ŠŤASTNÝ Marek	1975	00:25:17.0 00:04:23.6		04:47.4 89	02:55.2 91	07:06.5 91	07:30.1 86	02:57.6 105	OK 05:00:21.7
88. 54./REM	43		ZENKL Petr Coffee&Riot	1993	00:25:17.4 00:04:24.0		04:45.9 85	02:57.4 96	07:05.9 90	07:33.1 89	02:55.0 95	OK 05:26:19.1
89. 18./U19M	111		EGERT Robin Velocity Racing	2009	00:25:17.5 00:04:24.1		04:37.8 68	03:43.6 123	06:54.8 76	07:13.7 63	02:47.3 76	OK 05:37:51.4
90. 11./R35-44	39		SEDLÁK Ondřej 6T9 Frames	1990	00:25:17.9 00:04:24.5		04:50.5 93	02:54.1 86	07:05.1 89	07:33.7 90	02:54.4 93	OK 05:31:26.7
91. 12./R35-44	71		PIETER Kamil	1982	00:25:28.1 00:04:34.7		04:40.5 74	03:05.0 111	07:08.9 94	07:40.5 96	02:53.1 90	OK 05:32:21.6
92. 13./R35-44	57		OTTO Martin Lecker Bierchen	1985	00:25:35.5 00:04:42.2		04:58.2 102	02:54.6 89	07:10.7 99	07:37.4 93	02:54.5 94	OK 05:21:41.4
93. 55./REM	82		RICHTER Bastian BSB Bayreuth/ 29er-Racing	1994	00:25:42.3 00:04:48.9		04:51.9 97	02:55.5 92	07:10.0 98	07:47.4 101	02:57.4 104	OK 05:36:43.9


Event: Race

Rank	Bib.	NAT	Name	YoB	Time	Penalties	RZ1	RZ2	RZ3	RZ4	RZ5	Limit
Cat.rank.			Team		Gap							06:00:00
94. 14./R35-44	74		PIECHULSKI Szymon	1984	00:25:42.3 00:04:48.9		04:56.2 101	02:59.1 102	07:11.7 101	07:38.0 94	02:57.2 103	OK 05:52:07.1
95. 56./REM	90		ŠVÁBENSKÝ Luděk BIKELAB	1999	00:25:42.4 00:04:49.0		04:54.2 99	02:56.7 95	07:11.5 100	07:41.1 98	02:58.7 107	OK 05:52:10.9
96. 15./R35-44	76		MARCZYNSKI Pawel Nosbike	1987	00:25:45.0 00:04:51.6		04:45.5 84	03:03.6 108	07:19.1 106	07:46.4 100	02:50.2 84	OK 05:53:49.2
97. 4./RZ	124		VOLEJNÍKOVÁ Natálie NORTH BIKE CLUB	2006	00:25:45.9 00:04:52.5		04:51.6 96	02:58.6 99	07:09.8 97	07:48.9 102	02:56.7 102	OK 05:36:07.7
98. 57./REM	104		UHRIN Filip CTM Racing Team	2007	00:25:47.1 00:04:53.7		04:58.6 103	02:57.6 97	07:16.2 103	07:40.8 97	02:53.7 91	OK 05:38:10.7
99. 58./REM	93		WAGLER Robin RSV 54 Venusberg	2000	00:25:50.9 00:04:57.5		04:48.1 90	03:31.6 121	07:08.8 93	07:31.4 87	02:50.7 85	OK 05:47:02.6
100. 16./R35-44	54		MIKO Ladislav	1989	00:26:00.3 00:05:06.9		05:04.3 111	02:58.7 100	07:08.9 94	07:52.5 106	02:55.7 97	OK 05:36:36.6
101. 5./RZ	123		FOLTÝNOVÁ Adéla MEG team	2004	00:26:01.1 00:05:07.7		05:01.0 104	02:56.2 94	07:22.2 108	07:49.1 103	02:52.5 88	OK 05:31:05.9
102. 59./REM	53		JAROŠ Milan	1994	00:26:10.2 00:05:16.9		05:02.9 107	03:00.2 104	07:12.6 102	07:58.2 111	02:56.1 100	OK 05:10:41.4
103. 60./REM	55		SCHNEEDÖRFLER Albt	2002	00:26:15.8 00:05:22.5		05:02.2 106	02:59.6 103	07:22.6 110	07:51.6 105	02:59.7 109	OK 05:23:15.8
104. 17./R35-44	56		DVOŘÁČEK Petr Coffeedent cycling team	1988	00:26:20.0 00:05:26.6		05:06.5 113	03:05.0 110	07:17.6 104	07:56.7 110	02:54.2 92	OK 05:10:41.0
105. 18./R35-44	78		LULIS Konrad Nosbike	1990	00:26:23.8 00:05:30.4		04:55.0 100	02:58.7 101	07:08.9 96	08:25.0 117	02:56.0 99	OK 05:58:09.5
106. 19./R35-44	66		BRODZKI Lukasz	1986	00:26:37.9 00:05:44.6		05:06.1 112	03:02.1 106	07:33.9 114	07:56.1 109	02:59.5 108	OK 05:22:49.5
107. 5./R45+	70		FILIP Stanislav SPL servis.cz	1980	00:26:44.4 00:05:51.0		05:10.3 116	03:08.4 112	07:22.5 109	07:55.8 108	03:07.3 116	OK 05:39:13.0
108. 6./RZ	125		WIMMER Deborah ShredErz e.V.	1990	00:26:44.8 00:05:51.4		05:01.5 105	03:02.8 107	07:32.1 112	07:54.5 107	03:13.7 119	OK 05:33:55.5
109. 20./R35-44	59		NÁTR Jiří	1986	00:26:58.1 00:06:04.7		04:50.7 94	04:46.7 125	06:54.4 74	07:25.4 75	03:00.7 111	OK 05:51:47.3

Event: Race

Rank	Bib.	NAT	Name	YoB	Time	Penalties	RZ1	RZ2	RZ3	RZ4	RZ5	Limit					
Cat.rank.			Team		Gap							06:00:00					
110. 61./REM	87		HRBÁČEK Josef BIKELAB	1997	00:27:00.2 00:06:06.8		05:17.5	120	03:12.6	117	07:36.3	116	07:50.3	104	03:03.3	113	NO 06:17:28.5
111. 21./R35-44	77		MAJKA Mateusz	1988	00:27:03.1 00:06:09.8		05:16.8	119	03:09.3	114	07:34.0	115	08:00.3	112	03:02.5	112	OK 05:32:32.4
112. 62./REM	45		FRIEDL Kryštof Cyklogregi	2007	00:27:06.9 00:06:13.5		04:20.3	26	02:39.1	38	10:00.6	123	07:01.9	38	03:04.9	114	OK 05:35:52.8
113. 63./REM	100		ŽÁK Tomáš MEG team	2007	00:27:10.9 00:06:17.5		05:04.2	110	03:09.7	115	07:33.7	113	08:15.7	115	03:07.4	117	OK 05:32:01.1
114. 64./REM	65		NETÍK Radim SPSVD Jistebnice	1998	00:27:15.5 00:06:22.2		05:04.1	109	03:17.4	118	07:42.3	117	08:11.0	114	03:00.6	110	OK 05:31:39.6
115. 22./R35-44	75		KLAPAL Martin	1987	00:27:58.5 00:07:05.1		05:26.4	121	03:12.4	116	07:49.2	120	08:24.3	116	03:06.0	115	OK 05:01:28.9
116. 6./R45+	68		FOJTIK Hynek Evil bikes czech	1978	00:28:44.5 00:07:51.2		05:42.9	123	03:24.6	119	07:47.5	119	08:39.6	118	03:09.8	118	OK 05:38:12.9
117. 65./REM	60		NOVÁK Maxmilián MEG team	2007	00:29:16.9 00:08:23.5		05:07.5	114	04:11.1	124	07:45.7	118	09:16.2	119	02:56.2	101	OK 05:56:59.4
118. 7./R45+	69		BRENNER Martin	1978	00:30:08.5 00:09:15.2		05:36.2	122	03:31.5	120	08:09.7	121	09:32.0	120	03:19.0	120	OK 05:38:28.8
119. 23./R35-44	73		POSTRANECKY Tomas	1983	00:33:26.9 00:12:33.6		07:06.8	125	03:38.5	122	08:34.0	122	10:06.6	121	04:00.8	121	NO 06:01:11.3
120. 19./U19M	107		BRÁT Kryštof BIKESTRIKE.COM	2008	00:38:09.8 00:17:16.5		18:34.4	126	02:47.8	72	06:50.9	69	07:12.7	60	02:43.9	64	OK 05:54:14.6
REM	61		WAGNER Raphael Do-Biker Bruck/Mur	1996	DNF		05:11.9	118	03:04.6	109	10:33.8	124					NO START
REM	86		SEHNAL Stanislav KELLYS FACTORY TEAM	1996	DNF		04:04.0	4	02:28.8	9	06:00.0	7			02:24.1	4	OK 05:32:48.1
REM	99		PRCHAL Jaroslav 4EVER CYKLOBULIS	2006	DNF		06:57.9	124									NO START
U19M	106		KUZDAS Martin MEG team	2008	DNF		05:03.5	108	02:53.7	85							NO START
U19M	115		JELÍNEK Michal SK VELO PRAHA	2009	DNF		05:11.3	117	02:49.8	77	07:18.5	105	08:10.2	113			NO START

Event: Race

Rank	Bib.	NAT	Name	YoB	Time	Penalties	RZ1	RZ2	RZ3	RZ4	RZ5	Limit			
Cat.rank.			Team		Gap							06:00:00			
U19M	116		DORŇÁK Kryštof	2009	DNF		05:08.6	115	03:09.3	113	07:29.7	111	11:34.9	122	NO START