



# Enduro Challenge Morávka

## OFFICIAL RESULT LIST

Místo: Malá Morávka

Datum: 25/04/2026

[www.sportsoft.cz](http://www.sportsoft.cz)

### Kategorie: Hobby Junioři


Hobby

Umístění	Číslo	Stát	Jméno Klub	Rok	Čas Ztráta	Penalta	RZ2 RZ5	RZ3 RZ6	RZ4 RZ7
1.	116		<b>BAMBAS Václav</b>	2011	00:11:23.9 00:00:00.0		01:40.6 1 02:17.5 1	01:38.5 1 00:28.8 7	03:27.1 1 01:51.2 1
2.	50		<b>RICHTER Ryan Matthev</b> shredERZ e.V.	2009	00:11:47.5 00:00:23.5		01:44.8 3 02:20.9 2	01:42.6 2 00:28.6 5	03:33.6 2 01:56.8 4
3.	52		<b>FUKSA Matyáš</b> BIKESTRIKE.COM	2008	00:12:03.5 00:00:39.6		01:47.6 6 02:23.8 4	01:48.0 7 00:27.0 1	03:41.9 6 01:55.0 3
4.	55		<b>JELÍNEK Ondřej</b> North Bike Club	2009	00:12:04.1 00:00:40.1		01:44.2 2 02:24.7 6	01:46.0 4 00:27.9 3	03:39.7 4 02:01.3 7
5.	62		<b>MÍČEK Martin</b> cbauto racing team	2010	00:12:06.8 00:00:42.9		01:47.0 4 02:25.0 7	01:46.5 5 00:27.9 2	03:37.1 3 02:03.1 11
6.	65		<b>VIKTORA Michal</b> Lykoklub Prachatice	2010	00:12:07.7 00:00:43.8		01:47.5 5 02:23.6 3	01:44.5 3 00:28.5 4	03:42.1 7 02:01.4 8
7.	67		<b>SINGER Daniel</b> MEG team	2009	00:12:18.5 00:00:54.5		01:51.1 14 02:26.7 9	01:48.1 8 00:29.4 11	03:40.7 5 02:02.4 10
8.	113		<b>GRÜNDL Tomáš</b> Skavotrans team	2011	00:12:19.5 00:00:55.5		01:49.4 9 02:27.4 10	01:51.4 14 00:29.5 13	03:42.3 8 01:59.3 5
9.	68		<b>HALAMKA Karel</b> SL enduro team	2010	00:12:20.9 00:00:57.0		01:50.3 11 02:33.0 17	01:49.5 11 00:28.8 6	03:45.1 11 01:54.0 2
10.	251		<b>KAMENÍK Jan</b> Bike puzzle team	2008	00:12:23.9 00:00:59.9		01:53.3 17 02:24.5 5	01:49.4 10 00:30.2 19	03:44.3 10 02:01.9 9
11.	70		<b>BABIŠ Vojtěch</b>	2008	00:12:24.7 00:01:00.7		01:50.9 13 02:25.2 8	01:52.7 17 00:31.1 22	03:44.1 9 02:00.6 6
12.	76		<b>KRASICKÝ Matěj</b> Krabcycles	2008	00:12:32.6 00:01:08.6		01:50.5 12 02:29.4 11	01:46.9 6 00:29.7 15	03:45.1 12 02:10.6 25
13.	79		<b>SAMEK Jáchym</b>	2010	00:12:37.4 00:01:13.5		01:48.0 7 02:37.8 26	01:51.0 13 00:29.5 12	03:47.1 13 02:04.0 13

Umístění	Číslo	Stát	Jméno Klub	Rok	Čas Ztráta	Penalta	RZ2 RZ5	RZ3 RZ6	RZ4 RZ7
14.	118		<b>STRÝČEK Tomáš</b> Strýček stavby	2011	<b>00:12:40.6</b> 00:01:16.6		01:55.6 20 02:32.6 15	01:48.2 9 00:29.5 13	03:49.7 18 02:04.7 16
15.	63		<b>BAMBULA Vítek</b> JC Bike Racing	2008	<b>00:12:41.9</b> 00:01:18.0		01:51.5 15 02:35.7 22	01:50.5 12 00:30.3 20	03:49.6 17 02:04.2 14
16.	51		<b>MÍŠEK Tobiáš</b>	2009	<b>00:12:45.5</b> 00:01:21.6		01:54.9 19 02:30.6 12	01:54.0 20 00:29.3 10	03:52.1 20 02:04.5 15
17.	87		<b>ČERMÁK Michal</b>	2009	<b>00:12:53.2</b> 00:01:29.3		01:56.4 24 02:34.5 18	01:56.3 22 00:30.1 18	03:50.6 19 02:05.2 17
18.	61		<b>KODĚRA Erik</b> Krabcycles	2008	<b>00:12:53.5</b> 00:01:29.6		01:55.7 21 02:32.1 14	01:53.9 19 00:29.9 16	03:52.9 22 02:08.8 21
19.	73		<b>RAAB Jachym</b>	2008	<b>00:12:58.9</b> 00:01:34.9		01:52.7 16 02:40.2 30	01:53.3 18 00:31.2 23	03:47.6 15 02:13.5 27
20.	110		<b>LEBL Jakub</b> SK Velo Praha	2011	<b>00:13:02.6</b> 00:01:38.6		01:53.6 18 02:32.7 16	01:52.4 16 00:31.6 25	03:47.9 16 02:24.2 40
21.	33		<b>KADRMAS Jaroslav</b> BIKESTRIKE.COM	2008	<b>00:13:04.1</b> 00:01:40.1		01:56.7 25 02:38.0 27	01:55.8 21 00:32.3 27	03:54.4 23 02:06.5 19
22.	69		<b>DOLÁK Tobiáš</b> Cyklo sport Říčany	2008	<b>00:13:06.9</b> 00:01:42.9		01:56.0 22 02:36.9 24	01:56.4 23 00:29.3 9	03:59.2 26 02:08.9 22
23.	71		<b>HRSTKA Vojta</b> MEG team	2008	<b>00:13:11.6</b> 00:01:47.6		01:49.2 8 02:36.1 23	02:18.3 49 00:28.9 8	03:55.4 24 02:03.4 12
24.	86		<b>PETR Marek</b>	2009	<b>00:13:18.2</b> 00:01:54.3		01:56.3 23 02:35.4 21	01:59.5 25 00:32.4 28	04:04.2 31 02:10.2 23
25.	94		<b>ŠEDIVÝ Jan</b>	2010	<b>00:13:20.4</b> 00:01:56.4		02:01.0 28 02:35.3 20	01:59.3 24 00:33.5 34	03:56.9 25 02:14.3 28
26.	112		<b>HŘIVNÁČ Michal</b> Sportovní kurzy Opava	2011	<b>00:13:25.7</b> 00:02:01.8		02:00.9 27 02:35.0 19	02:02.6 31 00:34.3 41	03:59.4 27 02:13.4 26
27.	104		<b>PLANETA Patrik</b> Kojebike	2009	<b>00:13:27.7</b> 00:02:03.7		02:04.7 34 02:39.5 28	02:01.0 28 00:32.8 30	04:02.4 28 02:07.1 20
28.	89		<b>DARIUS Jakub</b>	2010	<b>00:13:49.4</b> 00:02:25.4		02:02.6 30 02:49.0 38	02:00.9 27 00:33.5 35	04:03.9 30 02:19.3 33
29.	114		<b>HLAVÁČ Josef</b> Cyklistika Plzeň	2011	<b>00:13:50.8</b> 00:02:26.9		02:09.6 39 02:39.6 29	02:04.6 34 00:34.0 39	04:05.1 33 02:17.7 32

Umístění	Číslo	Stát	Jméno Klub	Rok	Čas Ztráta	Penalta	RZ2 RZ5	RZ3 RZ6	RZ4 RZ7			
30.	117		<b>BOČEK Jakub</b> Cyklo klub Znojmo	2011	00:13:53.2 00:02:29.3		02:03.4 02:42.8	32 33	02:05.7 00:33.5	36 35	04:12.6 02:15.1	36 29
31.	103		<b>OČKO Jakub</b> BMX Bílina	2009	00:13:59.3 00:02:35.4		02:01.5 02:42.2	29 32	02:08.1 00:32.1	39 26	04:15.6 02:19.6	38 35
32.	93		<b>JATERKA Marek</b>	2010	00:14:00.4 00:02:36.5		02:13.3 02:45.7	42 35	02:05.6 00:31.4	35 24	04:04.9 02:19.3	32 34
33.	120		<b>JANDERA Alex</b> DOOKIE.cz	2011	00:14:03.0 00:02:39.1		02:10.1 02:47.2	40 36	02:08.3 00:31.0	40 21	04:09.7 02:16.6	34 31
34.	115		<b>DUCHÁČEK Jonáš</b> UNDERWODD CYCLING LAB	2011	00:14:10.7 00:02:46.8		02:09.4 02:40.9	37 31	02:09.4 00:33.0	42 31	04:16.6 02:21.3	39 37
35.	88		<b>DUDA Vojtěch</b>	2009	00:14:34.1 00:03:10.1		02:09.5 02:48.1	38 37	02:21.1 00:35.0	54 45	04:17.1 02:23.0	41 39
36.	145		<b>KUBIČKA Jiří</b> SL enduro team	2011	00:14:41.8 00:03:17.8		02:14.1 02:55.2	45 50	02:18.4 00:36.5	50 50	04:26.9 02:10.6	49 24
37.	101		<b>VOCEL Filip</b>	2008	00:14:45.2 00:03:21.2		02:13.6 02:49.6	44 41	02:11.2 00:35.5	43 46	04:15.2 02:39.8	37 51
38.	91		<b>ŠLECHTA František</b> Rexonix Kovo Praha	2010	00:14:47.5 00:03:23.5		02:15.9 02:50.1	51 42	02:18.2 00:33.8	48 38	04:19.6 02:29.7	43 45
39.	147		<b>MRLÍK Matěj</b> Mrlik gang	2011	00:14:49.9 00:03:25.9		02:19.4 02:52.8	53 46	02:19.3 00:36.1	51 47	04:22.0 02:20.2	46 36
40.	149		<b>ŠAFÁŘ Jakub</b> SK Žamberk Tessuti tým	2011	00:14:52.1 00:03:28.1		02:05.8 02:52.7	36 45	02:04.5 00:32.6	33 29	04:35.5 02:40.8	53 53
41.	144		<b>RADA Jiří</b>	2011	00:14:52.4 00:03:28.4		02:15.8 02:53.4	50 47	02:14.4 00:36.4	45 49	04:27.3 02:25.0	50 41
42.	100		<b>KORÁBIK Michal</b>	2008	00:14:54.0 00:03:30.0		02:04.6 02:50.8	33 43	02:04.2 00:37.5	32 52	04:41.3 02:35.4	55 47
43.	140		<b>DUSPIVA Filip</b> SK Žamberk Tessuti tým	2011	00:15:02.2 00:03:38.2		02:15.2 02:53.7	48 48	02:26.7 00:36.2	57 48	04:17.4 02:32.7	42 46
44.	105		<b>HRYNYŠIN Lukáš</b>	2009	00:15:03.1 00:03:39.1		02:15.2 02:49.2	47 40	02:12.2 00:33.8	44 37	04:17.1 02:55.4	40 56
45.	109		<b>ZAVŘEL Antonín</b>	2010	00:15:08.5 00:03:44.6		02:12.9 03:14.8	41 57	02:06.8 00:34.3	38 43	04:20.1 02:39.4	44 50








Umístění	Číslo	Stát	Jméno Klub	Rok	Čas Ztráta	Penalta	RZ2 RZ5	RZ3 RZ6	RZ4 RZ7
46.	148		<b>BOUDA Vilém</b> UNDERWOOD CYCLING LAB	2011	00:15:14.4 00:03:50.4		02:13.5 43 02:54.4 49	02:01.5 29 00:44.7 57	04:57.8 59 02:22.1 38
47.	150		<b>KOTLÁŘÍK Ondřej</b> Hobby Centrum Praha 4	2011	00:15:17.8 00:03:53.8		02:14.8 46 03:17.6 58	02:15.9 47 00:40.8 56	04:20.6 45 02:28.0 42
48.	111		<b>ZUKAL Matyáš</b> UNDERWOOD CYCLING LAB	2011	00:15:18.6 00:03:54.7		02:22.8 56 02:55.8 51	02:14.7 46 00:34.5 44	04:32.4 52 02:38.2 49
49.	78		<b>RŮŽIČKA Tobiáš</b> Hellboys	2008	00:15:19.2 00:03:55.3		02:20.4 54 02:51.4 44	02:20.8 52 00:37.6 53	04:23.9 47 02:45.0 55
50.	108		<b>LÉVAI Matyáš</b>	2010	00:15:25.2 00:04:01.3		02:28.7 58 03:04.9 54	02:22.6 55 00:34.3 42	04:26.1 48 02:28.4 43
51.	146		<b>UHER Jakub</b>	2011	00:15:35.2 00:04:11.2		02:21.9 55 03:03.5 53	02:20.8 52 00:37.2 51	04:42.4 56 02:29.1 44
52.	107		<b>HORÁLEK Josef</b>	2010	00:15:40.0 00:04:16.0		02:28.2 57 02:59.2 52	02:28.2 58 00:33.0 33	04:29.1 51 02:42.2 54
53.	106		<b>KALINA Jakub</b> Hobby Centrum Praha 4	2010	00:15:41.4 00:04:17.5		02:16.3 52 03:07.8 55	02:24.7 56 00:38.5 55	04:35.9 54 02:38.1 48
54.	92		<b>FORCHTNER Matyáš</b>	2009	00:15:41.5 00:04:17.5		02:15.7 49 02:49.0 39	02:06.5 37 00:33.0 31	04:57.3 58 02:59.8 57
55.	66		<b>ŠVIHLA Šimon</b> MEG team	2010	00:15:58.0 00:04:34.0		02:03.3 31 02:37.1 25	02:00.8 26 00:30.0 17	03:47.4 14 04:59.1 58
56.	142		<b>KUBAŠ Rostislav</b> sportovníkurzy.cz	2011	00:16:36.3 00:05:12.3		02:32.9 59 03:14.6 56	02:41.6 60 00:34.2 40	04:52.2 57 02:40.6 52
57.	119		<b>GRYSZCZYK Karol</b> safebud	2011	01:58:39.2 01:47:15.2		01:59.6 26 02:43.1 34	02:01.8 30	04:03.6 29 02:06.1 18
58.	143		<b>KAPUSTA Petr</b> Skm Zlaté Hory	2011	06:44:05.7 06:32:41.8		02:05.5 35	02:08.6 41	04:11.8 35 02:15.3 30
	54		<b>BLAŽEK Albert</b>	2008	DNF		01:49.7 10 02:31.6 13	01:51.5 15	03:52.7 21
	141		<b>ŠKODA Marek</b>	2011	DNF		02:39.6 60 03:22.9 59	02:41.1 59 00:37.6 54	04:58.4 60
	74		<b>HOZDA Tomáš</b> Kolorado Vrchlabí	2009	DNS				

Umístění	Číslo	Stát	Jméno Klub	Rok	Čas Ztráta	Penalta	RZ2 RZ5	RZ3 RZ6	RZ4 RZ7
95			<b>KREJSA Šimon</b> KUS - klub univerzálních sportovců Sopotnice z.s	2010	DNS				








Umístění	Číslo	Stát	Jméno Klub	Rok	Čas Ztráta	Penalta	RZ2 RZ5	RZ3 RZ6	RZ4 RZ7
1.	127		<b>TRACHTA David</b>	1995	00:12:05.4 00:00:41.4		01:46.5 1 02:23.5 1	01:43.7 2 00:28.8 1	03:41.5 2 02:01.3 1
2.	59		<b>BRUCKNER Jakub</b>	1993	00:12:23.5 00:00:59.5		01:48.6 3 02:23.5 2	01:44.7 3 00:30.1 5	03:47.1 6 02:09.3 8
3.	129		<b>NAJZAR Petr</b> IXS BSB TEAM	2000	00:12:27.0 00:01:03.0		01:50.3 6 02:26.2 3	01:48.7 7 00:30.6 9	03:45.0 4 02:06.0 6
4.	60		<b>VNOUČEK Matěj</b>	2007	00:12:28.2 00:01:04.2		01:50.8 7 02:31.7 7	01:47.2 6 00:30.0 3	03:44.2 3 02:04.1 4
5.	56		<b>KOLMAČKA Tomáš</b> Cyklokoloniál Enduro Team	1992	00:12:30.1 00:01:06.2		01:48.9 4 02:27.1 4	01:43.6 1 00:30.1 7	03:46.4 5 02:13.9 10
6.	53		<b>VLACH Marek</b> Cyklokoloniál Enduro Team	1992	00:12:30.8 00:01:06.8		01:49.9 5 02:27.5 5	01:46.2 4 00:32.1 17	03:53.1 9 02:01.9 2
7.	57		<b>DRŠKA Vojtěch</b> Cyklo ATOM	2007	00:12:45.0 00:01:21.1		01:46.6 2 02:32.5 8	01:49.2 8 00:29.3 2	03:41.2 1 02:26.0 19
8.	64		<b>KALAŠ Jakub</b> Cyklosport Říčany	2003	00:12:46.5 00:01:22.6		01:54.2 8 02:29.7 6	01:55.1 12 00:30.1 8	03:52.0 8 02:05.1 5
9.	77		<b>OBKRÁČIL Adam</b>	2007	00:12:57.9 00:01:33.9		01:55.1 10 02:36.2 12	01:55.1 11 00:32.0 16	03:56.6 12 02:02.7 3
10.	124		<b>SÁRKÁNY Martin</b>	1988	00:12:58.2 00:01:34.2		01:54.6 9 02:35.2 11	01:57.1 13 00:30.7 10	03:53.8 11 02:06.5 7
11.	84		<b>VALNÝ Lukáš</b> Cyklosport Říčany	1991	00:13:14.2 00:01:50.2		01:58.7 11 02:34.8 10	01:55.0 10 00:30.1 5	03:58.8 13 02:16.6 13
12.	130		<b>PIERCHAŁA Tomasz</b> KS AGH	2004	00:13:17.9 00:01:53.9		02:02.2 13 02:33.8 9	02:00.3 19 00:31.3 13	03:53.7 10 02:16.2 12
13.	81		<b>FILIP Robin</b> IXS BSB TEAM	2004	00:13:36.5 00:02:12.6		02:27.1 26 02:47.1 17	01:46.5 5 00:31.6 15	03:48.3 7 02:15.8 11
14.	72		<b>ŽÁK David</b> MEG team	2007	00:13:36.6 00:02:12.7		02:04.6 16 02:37.6 13	01:59.0 16 00:30.0 3	04:03.9 16 02:21.4 15
15.	122		<b>RICHTER Martin</b> shredERZ e.V.	1987	00:13:38.3 00:02:14.3		02:02.7 14 02:39.2 15	01:58.2 14 00:31.5 14	04:04.6 17 02:21.9 16
16.	132		<b>KRUKONIS Matas</b> Papartis Crew Racing	2005	00:13:38.9 00:02:14.9		02:01.8 12 02:54.6 21	01:54.7 9 00:31.1 12	04:02.7 14 02:13.7 9







Umístění	Číslo	Stát	Jméno Klub	Rok	Čas Ztráta	Penalta	RZ2 RZ5	RZ3 RZ6	RZ4 RZ7			
17.	126		<b>KUNDRÁT Filip</b>	1989	00:13:44.4 00:02:20.4		02:03.7 02:37.9	15 14	01:59.9 00:33.2	18 18	04:10.9 02:18.5	19 14
18.	83		<b>KOLAŘÍK Vít</b> Cyklokoloniál Enduro Team	1998	00:13:46.9 00:02:22.9		02:07.7 02:43.2	19 16	01:58.6 00:30.8	15 11	04:03.1 02:23.2	15 17
19.	82		<b>BAMBAS Jan</b> Cykloport Říčany	1992	00:14:11.6 00:02:47.7		02:05.0 02:48.1	17 20	01:59.3 00:36.7	17 22	04:08.3 02:34.1	18 21
20.	131		<b>CERNAUSKAS Jonas</b> Papartis Crew Racing	2005	00:14:14.9 00:02:50.9		02:06.6 02:48.0	18 19	02:01.9 00:35.5	20 20	04:17.8 02:24.9	20 18
21.	128		<b>CEJPEK František</b> Cyklo klub Znojmo	2000	00:14:44.6 00:03:20.7		02:08.6 02:47.2	20 18	02:08.7 00:34.5	21 19	04:31.4 02:34.0	25 20
22.	123		<b>KAZAN Jan</b> NBoldRiders	1987	00:15:03.2 00:03:39.2		02:13.1 03:00.1	21 25	02:09.5 00:35.6	22 21	04:24.3 02:40.5	22 23
23.	125		<b>HRACH Zdeněk</b> NBoldRiders	1988	00:15:14.1 00:03:50.2		02:15.7 02:57.5	22 23	02:15.8 00:37.1	23 23	04:25.9 02:41.9	24 24
24.	102		<b>GUSTAITIS Martynas</b> Papartis Crew Racing	2004	00:15:14.7 00:03:50.7		02:23.2 02:56.6	24 22	02:21.6 00:38.4	26 25	04:19.1 02:35.6	21 22
25.	90		<b>SYROVEC Martin</b> SK Norton Milence	2006	00:15:26.6 00:04:02.7		02:24.0 02:58.1	25 24	02:17.5 00:37.9	25 24	04:24.4 02:44.6	23 25
	80		<b>ŽÁK Tomáš</b> MEG team	2007	DNF							
	121		<b>KOS Petr</b>	1987	DNF		02:22.8 03:15.9	23 26	02:16.8	24	04:32.7	26
	133		<b>LYČKA Patrik</b> IXS BSB TEAM	2006	DNS							

**Kategorie: Hobby muži 40-49 let** **Hobby**

Umístění	Číslo	Stát	Jméno Klub	Rok	Čas Ztráta	Penalta	RZ2 RZ5	RZ3 RZ6	RZ4 RZ7
1.	75		<b>GRYSZCZYK Jakub</b> safebud	1981	00:13:30.6 00:02:06.6		01:55.2 1 02:30.4 1	01:52.4 1 00:35.1 4	04:03.1 1 02:34.3 3
2.	134		<b>BERA Marcin</b>	1978	00:14:01.8 00:02:37.9		02:06.7 2 02:42.6 3	02:06.1 2 00:34.7 3	04:12.1 2 02:19.4 1
3.	252		<b>STROMŠÍK Michal</b>	1985	00:14:27.1 00:03:03.1		02:12.8 3 02:42.4 2	02:20.5 4 00:33.4 1	04:15.4 3 02:22.4 2
4.	135		<b>SŁOWIKOWSKI Michał</b>	1985	00:15:06.2 00:03:42.3		02:18.7 4 02:50.0 4	02:14.2 3 00:34.7 2	04:23.1 4 02:45.4 4
5.	99		<b>LAUTRBACH Petr</b> 34Ride	1978	00:16:02.2 00:04:38.3		02:23.1 5 03:02.8 5	02:23.9 5 00:37.9 5	04:31.3 5 03:03.0 5
6.	98		<b>JALOVÝ Jaroslav</b> UNDERWOOD CYCLING LAB	1981	00:17:30.4 00:06:06.4		02:38.2 6 03:17.7 6	02:27.6 6 00:41.8 6	04:40.6 6 03:44.2 6
	97		<b>FOJT Jan</b>	1984	DNS				

**Kategorie: Hobby ženy 15+** **Hobby**

Umístění	Číslo	Stát	Jméno Klub	Rok	Čas Ztráta	Penalta	RZ2 RZ5	RZ3 RZ6	RZ4 RZ7
1.	157		<b>KULIHOVÁ Adéla</b> DK BIKESHOP Racing Team	2011	00:13:30.1 00:02:06.1		02:08.0 2 02:43.0 3	01:54.4 1 00:34.1 2	03:58.1 2 02:12.4 1
2.	156		<b>FREUDLOVÁ Andrea</b> Bikepuzzle Team	2011	00:13:52.8 00:02:28.9		02:08.3 3 02:39.9 2	02:04.4 3 00:33.4 1	04:03.5 3 02:23.2 2
3.	151		<b>JOUROVÁ Eliška</b> UNDERWOOD CYCLING LAB	2009	00:14:23.4 00:02:59.4		02:12.9 4 02:43.9 4	02:12.8 4 00:34.3 3	04:11.2 4 02:28.1 3
4.	154		<b>CIBULKOVÁ Veronika</b> Merida Bikeranch Team Junior	2007	00:15:25.2 00:04:01.3		02:28.4 5 02:51.8 5	02:21.5 5 00:37.5 4	04:27.9 5 02:38.0 4
5.	152		<b>GAWROŃSKA Gosia</b> DG Enduro Trails	1982	00:16:21.1 00:04:57.2		02:29.1 6 03:11.0 6	02:28.1 6 00:37.9 5	04:53.4 6 02:41.5 5
	155		<b>SLUKOVÁ Klodylda</b> Team Dukla Praha	2009	DNF		01:58.4 1 02:32.6 1	01:54.4 2	03:57.3 1
	158		<b>SLUKOVÁ Babeta</b> DUKLA PRAHA	2011	DNS				

Umístění	Číslo	Stát	Jméno Klub	Rok	Čas Ztráta	Penalta	RZ2 RZ5	RZ3 RZ6	RZ4 RZ7
1.	85		<b>RŮŽIČKA Tomáš</b> Hellsboys	1973	<b>00:14:56.9</b> 00:03:32.9		02:15.0 1 02:50.1 1	02:08.8 1 00:36.1 1	04:17.3 1 02:49.5 3
2.	96		<b>VALENTIN Miroslav</b>	1972	<b>00:15:32.8</b> 00:04:08.8		02:17.8 3 02:55.8 3	02:13.7 2 00:37.3 2	04:27.4 2 03:00.4 5
3.	137		<b>CISARIK František</b>	1972	<b>00:15:40.3</b> 00:04:16.3		02:16.2 2 03:02.2 4	02:23.5 4 00:39.9 4	04:41.4 4 02:36.8 1
4.	139		<b>VYCHODIL Martin</b>	1975	<b>00:15:59.4</b> 00:04:35.5		02:25.8 4 02:55.1 2	02:17.1 3 00:54.4 5	04:41.0 3 02:45.7 2
5.	136		<b>KOTUCEK Pavel</b> Kotuhy Racing	1969	<b>00:16:13.6</b> 00:04:49.7		02:26.8 5 03:03.8 5	02:24.2 5 00:39.7 3	04:44.6 5 02:54.2 4
	138		<b>RAAB Ondrej</b>	1973	<b>DNF</b>				