



# FRESH ENDURO Trutnov Trails

## OFFICIAL RESULT LIST

Místo: Trutnov



Datum:01/05/2026


[www.sportsoft.cz](http://www.sportsoft.cz)

### Kategorie: Muži Elite ( 1987 - 2008 )

RZ 5+1

Umístění	Číslo	Jméno	Rok	Čas	RZ1P	RZ2P	RZ3P	RZ4P	RZ5P					
	Stát	Klub		Ztráta	RZ1S	RZ2S	RZ3S	RZ4S	RZ5S					
					RZ6S									
1.		<b>2 LUKASIK Sławomir</b> Yeti/Fox factory team	1993	<b>00:17:31.2</b> 00:00:00.0	01:28.5 01:16.1 01:31.3	1 3 1	02:01.6 01:30.7	2 4	01:33.9 01:59.4	3 1	01:31.6 01:33.0	1 1	01:32.4 01:32.3	1 1
2.		<b>4 KLOKOČKA Vojtěch</b> N1-Bikestrike team	2004	<b>00:17:48.2</b> 00:00:16.9	01:32.2 01:15.5 01:32.8	3 2 2	02:03.6 01:31.1	4 5	01:31.4 02:02.0	1 4	01:32.7 01:39.6	4 13	01:33.6 01:33.3	2 2
3.		<b>11 ŠINDELÁŘ Roman</b>	2005	<b>00:18:00.6</b> 00:00:29.3	01:31.0 01:16.9 01:37.5	2 4 11	02:00.2 01:30.6	1 3	01:41.5 02:07.1	18 14	01:32.0 01:33.2	3 2	01:36.0 01:34.2	8 4
4.		<b>1 PIVNIČKA Jakub</b> Bikestrike.com	2005	<b>00:18:01.4</b> 00:00:30.2	01:44.6 01:14.9 01:35.2	28 1 8	02:04.2 01:30.1	7 1	01:33.7 02:01.7	2 3	01:33.1 01:34.4	8 4	01:35.0 01:34.1	6 3
5.		<b>5 ŠRAIL Matěj</b> Horsefeathers Protocycles	2008	<b>00:18:02.2</b> 00:00:31.0	01:32.7 01:17.5 01:35.1	4 5 7	02:04.6 01:33.2	8 8	01:36.9 02:03.3	10 8	01:33.1 01:36.1	7 9	01:34.8 01:34.5	5 5
6.		<b>13 SIDZINA Jakub</b> Trek Bielsko Racing	1996	<b>00:18:02.2</b> 00:00:31.0	01:35.6 01:18.4 01:35.0	13 6 6	02:03.5 01:31.5	3 6	01:34.1 02:02.5	4 6	01:32.8 01:34.8	6 7	01:38.3 01:35.5	13 7
7.		<b>3 KRÁL Antonin</b> VHR Racing	1996	<b>00:18:04.3</b> 00:00:33.0	01:35.1 01:19.1 01:38.5	12 8 15	02:03.9 01:33.3	5 9	01:36.1 02:00.9	7 2	01:32.0 01:34.6	2 6	01:34.7 01:35.7	4 8
8.		<b>16 LINDNER Kevin</b> R SUSPENSION Gravity Team	1991	<b>00:18:05.8</b> 00:00:34.6	01:34.0 01:18.8 01:34.8	8 7 5	02:05.1 01:34.5	10 12	01:34.5 02:03.1	5 7	01:34.3 01:33.7	10 3	01:36.0 01:36.6	8 11

Umístění	Číslo	Jméno	Rok	Čas Ztráta	RZ1P RZ1S RZ6S	RZ2P RZ2S	RZ3P RZ3S	RZ4P RZ4S	RZ5P RZ5S
9.	20	<b>SEEGER Nick</b> Team teufelsberg 	1999	<b>00:18:10.9</b> 00:00:39.6	01:33.9 7 01:19.1 8 01:36.1 9	02:06.4 13 01:30.4 2	01:36.5 8 02:06.8 12	01:33.5 9 01:37.7 11	01:34.2 3 01:36.1 10
10.	9	<b>ŠAFRÁNEK Jan</b> Underwood racing team 	2008	<b>00:18:12.8</b> 00:00:41.5	01:33.4 5 01:23.4 20 01:34.7 4	02:04.1 6 01:31.5 7	01:35.2 6 02:05.2 9	01:32.8 5 01:41.1 20	01:35.6 7 01:35.4 6
11.	12	<b>SZYMCZUK Łukasz</b> Poland Collective 	1995	<b>00:18:18.4</b> 00:00:47.1	01:33.7 6 01:19.5 11 01:33.7 3	02:05.0 9 01:33.7 10	01:37.7 11 02:02.2 5	01:36.0 15 01:42.5 22	01:36.8 10 01:37.2 14
12.	14	<b>TOPÓR Michał</b> TylkoSzybko 	1997	<b>00:18:19.5</b> 00:00:48.3	01:34.9 11 01:21.0 14 01:36.5 10	02:06.0 11 01:34.0 11	01:36.7 9 02:05.4 10	01:35.6 13 01:34.5 5	01:37.6 12 01:37.0 12
13.	6	<b>KOPECKÝ Matěj</b> Norco No Limit 	2010	<b>00:18:23.9</b> 00:00:52.6	01:35.6 14 01:19.9 12 01:37.5 12	02:06.2 12 01:35.2 13	01:37.8 12 02:05.5 11	01:36.5 18 01:36.0 8	01:37.4 11 01:35.8 9
14.	56	<b>CARLSEN Jan</b> 	1992	<b>00:18:40.2</b> 00:01:08.9	01:36.1 15 01:20.3 13 01:38.0 13	02:06.6 14 01:35.9 14	01:42.1 21 02:07.0 13	01:37.6 21 01:38.5 12	01:40.5 19 01:37.1 13
15.	10	<b>PUFFER Dominik</b> COMMENCAL FDF TEAM 	1993	<b>00:18:49.5</b> 00:01:18.3	01:34.7 10 01:19.3 10 01:39.3 18	02:09.9 17 01:37.5 17	01:39.1 13 02:11.2 17	01:36.1 16 01:42.3 21	01:38.8 14 01:41.1 20
16.	62	<b>BERNÁT Tomas</b> 	2005	<b>00:18:49.6</b> 00:01:18.4	01:36.7 17 01:21.2 16 01:38.7 16	02:07.5 15 01:38.6 20	01:41.0 16 02:10.7 15	01:36.3 17 01:40.1 15	01:38.9 15 01:39.7 18
17.	58	<b>SVATOŠ Tomáš</b> BIKELAB 	2004	<b>00:18:51.2</b> 00:01:19.9	01:36.2 16 01:21.7 17 01:38.9 17	02:09.6 16 01:37.5 17	01:39.9 15 02:11.1 16	01:35.4 12 01:40.4 17	01:40.8 20 01:39.1 16
18.	19	<b>HOHMANN Jonas</b> R SUSPENSION Gravity Team 	1995	<b>00:19:11.1</b> 00:01:39.8	01:43.7 25 01:21.1 15 01:38.4 14	02:20.2 34 01:38.0 19	01:41.7 19 02:17.2 28	01:35.8 14 01:37.2 10	01:39.2 16 01:38.2 15

Umístění	Číslo	Jméno	Rok	Čas Ztráta	RZ1P RZ1S RZ6S	RZ2P RZ2S	RZ3P RZ3S	RZ4P RZ4S	RZ5P RZ5S
19.	8	<b>RÝDL Matěj</b> 	2007	<b>00:19:14.6</b> 00:01:43.3	01:37.6 18 01:25.4 23 01:39.4 19	02:10.3 18 01:36.0 15	01:44.7 25 02:17.0 27	01:37.2 19 01:45.5 30	01:40.3 18 01:40.9 19
20.	28	<b>VONDRÁŠEK Jakub</b> ČEZ Cyklo Team Tábor 	1995	<b>00:19:18.2</b> 00:01:47.0	01:34.3 9 01:28.7 30 01:40.7 21	02:15.7 26 01:36.4 16	01:42.0 20 02:13.3 20	01:34.9 11 01:42.8 23	01:44.6 30 01:44.3 32
21.	7	<b>MORAWSKI Filip</b> SixT9 Frames team 	1999	<b>00:19:21.8</b> 00:01:50.5	01:39.1 20 01:24.7 22 01:40.4 20	02:11.8 19 01:39.9 21	01:42.5 22 02:22.1 37	01:38.2 22 01:39.7 14	01:43.6 26 01:39.4 17
22.	34	<b>ONDRÁČEK Filip</b> 	2007	<b>00:19:28.2</b> 00:01:57.0	01:40.9 21 01:25.7 24 01:41.1 22	02:14.7 23 01:45.3 31	01:41.3 17 02:12.7 18	01:42.9 28 01:40.1 16	01:41.9 23 01:41.2 21
23.	68	<b>KREMSEK Ondřej</b> 	1995	<b>00:19:39.0</b> 00:02:07.7	01:43.0 24 01:24.5 21 01:42.5 26	02:16.1 27 01:42.4 22	01:44.9 26 02:15.9 23	01:40.7 25 01:43.5 24	01:43.7 27 01:41.3 23
24.	36	<b>VONDRÁČEK Jaroslav</b> ROUVY 	2000	<b>00:19:41.6</b> 00:02:10.3	01:44.7 29 01:35.0 50 01:41.5 23	02:15.2 25 01:43.3 27	01:42.7 23 02:13.0 19	01:39.0 24 01:40.9 19	01:43.3 25 01:42.6 25
25.	29	<b>HODULÁK Vojtěch</b> Cyklo Krystyník Racing Team 	2005	<b>00:19:43.3</b> 00:02:12.1	01:38.7 19 01:31.5 36 01:42.3 25	02:14.1 22 01:46.1 34	01:39.6 14 02:23.4 39	01:38.6 23 01:40.8 18	01:40.1 17 01:47.7 37
26.	15	<b>BASIŃSKI Aleksander</b> Poland Collective 	2004	<b>00:19:48.6</b> 00:02:17.3	01:42.1 22 01:29.5 33 01:42.7 27	02:13.4 21 01:50.5 46	01:46.3 28 02:13.6 21	01:41.8 27 01:45.0 27	01:41.7 22 01:41.5 24
27.	64	<b>JAROŠ Kamil</b> 	2002	<b>00:19:49.6</b> 00:02:18.3	01:45.2 30 01:28.3 28 01:44.1 34	02:11.9 20 01:45.5 32	01:45.8 27 02:14.9 22	01:41.2 26 01:45.1 28	01:43.1 24 01:44.0 28
28.	32	<b>NOVÁK Maxmilián</b> Kola-BBM 	2007	<b>00:20:00.5</b> 00:02:29.3	01:42.7 23 01:23.0 18 01:43.2 30	02:20.9 37 01:42.8 24	01:48.3 32 02:17.7 29	01:47.8 43 01:46.0 33	01:44.5 29 01:43.3 26



Umístění	Číslo	Jméno	Rok	Čas	RZ1P	RZ2P	RZ3P	RZ4P	RZ5P	
	Stát	Klub		Ztráta	RZ1S	RZ2S	RZ3S	RZ4S	RZ5S	
					RZ6S					
29.	17	<b>BARTHOLOME Benjam</b> Huller Crew	1988	00:20:01.7 00:02:30.5	01:44.1 01:28.9 01:43.4	26 31 32	02:16.6 01:42.5 23	29 02:16.5 26	01:51.4 37 01:42.9 29	01:46.2 36 01:43.6 27
										
30.	31	<b>KŘÍŽ Adam</b> FDF COMMENCAL TEAM	1995	00:20:12.1 00:02:40.8	01:51.9 01:28.5 01:44.4	50 29 35	02:16.3 28 01:47.2 30	01:43.6 33 01:44.8 33	01:47.2 30 01:47.3 36	01:44.8 33 01:44.2 29
										
31.	33	<b>NĚMEČEK Ja</b> Koloshop team	2006	00:20:19.1 00:02:47.9	01:46.5 01:27.6 01:46.9	35 26 44	02:23.3 42 01:46.8 29	01:43.0 31 01:48.5 39	01:43.0 31 01:46.3 33	01:45.3 34 01:46.3 33
										
32.	37	<b>VONDRÁČEK Matyáš</b> ROUVY	2004	00:20:22.1 00:02:50.8	01:49.6 01:30.0 01:43.2	44 35 31	02:20.3 35 01:48.4 33	01:45.0 35 01:45.5 35	01:45.0 35 01:47.7 35	01:45.5 35 01:47.7 35
										
33.	53	<b>DIŇA Michal</b> ZEV L TEAM	1989	00:20:23.4 00:02:52.1	01:45.8 01:33.7 01:45.5	33 44 37	02:18.3 30 01:48.2 31	01:47.0 41 01:47.5 37	01:44.8 31 01:47.7 36	01:44.8 31 01:47.7 36
										
34.	54	<b>BARTOŠ Jan</b>	2004	00:20:25.7 00:02:54.4	01:47.0 01:27.7 01:43.6	36 27 33	02:23.5 44 01:56.1 48	01:46.6 39 01:47.1 35	01:44.8 32 01:44.2 30	01:44.8 32 01:44.2 30
										
35.	48	<b>DAŇKOWSKI Domink</b> Sportstore.pl team	2000	00:20:28.2 00:02:57.0	01:48.5 01:26.7 01:43.0	40 25 29	02:19.3 31 01:49.3 35	01:45.7 36 01:49.0 40	01:44.1 28 01:46.5 34	01:44.1 28 01:46.5 34
										
36.	70	<b>KURZEJA Wiktor</b>	2005	00:20:33.9 00:03:02.6	01:45.7 01:33.1 01:46.7	32 41 41	02:20.9 39 01:51.6 39	01:48.2 47 01:43.9 26	01:48.7 44 01:48.2 38	01:48.7 44 01:48.2 38
										
37.	72	<b>NOVÁK Daniel</b>	1996	00:20:37.2 00:03:06.0	01:59.3 01:36.1 01:41.6	57 52 24	02:19.8 33 01:52.6 40	01:43.8 34 01:45.8 31	01:46.4 38 01:41.3 22	01:46.4 38 01:41.3 22
										
38.	24	<b>BRÁT Kryštof</b> Bikestrike.com	2008	00:20:49.6 00:03:18.3	01:50.3 01:23.3 01:42.8	47 19 28	02:15.1 24 01:43.6 24	01:37.3 20 01:43.7 25	01:41.1 21 02:52.4 69	01:41.1 21 02:52.4 69
										

Umístění	Číslo	Jméno	Rok	Čas Ztráta	RZ1P RZ1S RZ6S	RZ2P RZ2S	RZ3P RZ3S	RZ4P RZ4S	RZ5P RZ5S
39.	40	<b>CURYŁO Mateusz</b> Puszek Rejsing 	1995	<b>00:20:54.7</b> 00:03:23.5	01:46.0 34 01:34.6 48 01:46.9 43	02:20.7 36 01:42.9 25	01:51.4 38 02:32.4 57	01:43.6 32 01:53.4 50	01:47.2 39 01:55.3 57
40.	44	<b>GROCHOWSKI Wincen</b> 	2003	<b>00:20:55.5</b> 00:03:24.3	01:49.2 43 01:32.6 40 01:44.6 36	02:21.6 40 01:57.0 58	01:48.6 34 02:19.6 33	01:42.9 30 01:45.9 32	02:08.8 68 01:44.3 31
41.	52	<b>VINKLER Petr</b> ZEVŁ TEAM 	1991	<b>00:20:56.3</b> 00:03:25.0	01:45.3 31 01:29.2 32 01:47.7 46	02:23.9 45 01:46.6 35	01:53.6 44 02:28.3 47	01:48.4 48 01:51.1 42	01:50.7 50 01:51.1 49
42.	78	<b>NĚMEČEK Jan</b> 	1988	<b>00:20:57.4</b> 00:03:26.1	01:48.2 39 01:33.4 42 01:48.1 47	02:20.9 37 01:48.4 40	01:50.1 36 02:27.5 45	01:53.8 56 01:50.8 41	01:46.2 37 01:49.6 43
43.	26	<b>ZENKL Petr</b> Coffee&Riot 	1993	<b>00:20:58.5</b> 00:03:27.3	01:47.6 38 01:31.7 37 01:47.1 45	02:22.6 41 01:49.9 43	01:52.6 40 02:27.2 44	01:47.7 42 01:53.4 50	01:48.7 45 01:49.6 44
44.	61	<b>ŠVÁBENSKÝ Luděk</b> BIKELAB 	1999	<b>00:20:58.8</b> 00:03:27.6	01:47.5 37 01:29.8 34 01:45.9 38	02:23.3 43 01:47.3 37	01:52.9 43 02:31.9 55	01:48.0 44 01:52.3 44	01:47.2 40 01:52.3 53
45.	45	<b>BEM Grzegorz</b> 	1993	<b>00:21:02.0</b> 00:03:30.8	01:48.9 42 01:32.2 38 01:50.3 51	02:19.7 32 01:47.3 37	01:52.6 42 02:35.0 59	01:46.8 40 01:52.5 46	01:47.3 42 01:48.9 40
46.	55	<b>BURIÁNEK Daniel</b> 	2000	<b>00:21:08.3</b> 00:03:37.0	01:52.9 52 01:33.5 43 01:46.5 39	02:25.6 49 01:50.6 47	01:56.3 50 02:25.3 40	01:46.0 37 01:48.2 38	01:50.9 51 01:52.1 52
47.	60	<b>DVOŘÁČEK Petr</b> 	1988	<b>00:21:10.5</b> 00:03:39.3	01:48.6 41 01:34.1 46 01:46.8 42	02:25.8 50 01:52.0 51	01:54.7 45 02:28.0 46	01:48.1 46 01:55.7 58	01:47.2 40 01:49.0 41
48.	30	<b>MINARČÍK David</b> CARACAL RACING 	2004	<b>00:21:12.5</b> 00:03:41.2	01:44.1 27 01:32.5 39 01:48.4 48	02:32.2 55 01:51.2 50	01:57.0 52 02:26.0 42	01:46.6 38 01:55.2 55	01:49.2 46 01:49.6 45

Umístění	Číslo	Jméno	Rok	Čas	RZ1P	RZ2P	RZ3P	RZ4P	RZ5P
	Stát	Klub		Ztráta	RZ1S	RZ2S	RZ3S	RZ4S	RZ5S
					RZ6S				
49.	63	<b>JAROŠ Milan</b>	1994	<b>00:21:20.1</b> 00:03:48.8	01:52.8 51 01:36.2 53 01:46.6 40	02:25.3 48 01:49.9 42	01:56.9 51 02:31.8 54	01:50.2 51 01:53.0 47	01:48.2 43 01:48.8 39
									
50.	49	<b>PŮTA Filip</b> Satanbikers	1997	<b>00:21:23.8</b> 00:03:52.5	01:51.1 49 01:35.3 51 01:50.4 52	02:25.0 46 01:51.1 49	01:55.1 46 02:25.7 41	01:50.7 52 01:54.3 53	01:52.9 55 01:51.8 51
									
51.	21	<b>STELZER Lukas</b> Shrederz e.V.	1994	<b>00:21:24.0</b> 00:03:52.8	01:51.0 48 01:34.5 47 01:50.9 54	02:27.9 53 01:52.1 52	01:56.2 49 02:29.7 50	01:50.0 50 01:51.9 43	01:49.8 48 01:49.5 42
									
52.	43	<b>ZEMBAL Maciej</b>	1997	<b>00:21:24.4</b> 00:03:53.1	01:49.6 45 01:34.7 49 01:49.4 50	02:30.0 54 01:51.0 48	01:55.1 47 02:29.2 49	01:48.7 49 01:53.1 49	01:51.4 53 01:51.6 50
									
53.	71	<b>PUDA Krzysztof</b>	1997	<b>00:21:28.3</b> 00:03:57.0	01:49.8 46 01:36.5 55 01:48.4 48	02:27.2 52 01:50.0 45	01:57.9 53 02:32.3 56	01:51.0 53 01:54.8 54	01:49.9 49 01:50.1 46
									
54.	76	<b>RUSZKOWSKI Kamil</b>	1993	<b>00:21:41.5</b> 00:04:10.2	02:00.8 58 01:39.1 58 01:51.8 55	02:25.1 47 01:50.0 44	01:58.6 55 02:28.6 48	01:48.0 45 01:52.4 45	01:49.6 47 01:57.0 60
									
55.	39	<b>FRANK Tomáš</b> Satanbikers	2007	<b>00:21:49.2</b> 00:04:18.0	01:55.7 53 01:34.1 45 01:50.5 53	02:26.9 51 01:53.7 54	02:08.7 64 02:27.1 43	01:55.0 58 01:55.6 56	01:51.4 52 01:50.1 47
									
56.	25	<b>JARMUSZ Adam</b> Izerriders	1990	<b>00:22:27.1</b> 00:04:55.8	02:05.0 65 01:36.2 53 01:54.2 59	02:33.8 58 01:58.4 60	01:59.7 56 02:31.2 53	01:54.8 57 01:54.2 52	01:52.4 54 02:06.7 67
									
57.	27	<b>KLIKAR Matěj</b> Cyklo Kliky	1993	<b>00:22:38.3</b> 00:05:07.1	01:58.5 56 01:39.1 57 01:55.1 61	02:34.9 59 01:54.2 57	01:58.6 54 02:34.5 58	02:11.1 68 01:58.1 59	01:57.2 64 01:56.7 58
									
58.	74	<b>VINTER Vaclav</b> PBV MTB TEAM BRNO	1988	<b>00:22:40.2</b> 00:05:09.0	02:01.6 59 01:41.9 64 01:55.0 60	02:33.5 57 01:54.0 56	02:11.6 66 02:29.8 51	02:00.2 64 02:01.2 60	01:56.0 61 01:55.0 56
									











Umístění	Číslo	Jméno	Rok	Čas Ztráta	RZ1P		RZ2P		RZ3P		RZ4P		RZ5P	
					RZ1S	RZ6S	RZ2S	RZ3S	RZ4S	RZ5S				
59.	51	<b>MAŠEK Boris</b> TT/FRG 	1988	<b>00:22:40.9</b> 00:05:09.6	01:57.8	54	02:36.3	60	02:05.8	60	01:59.3	63	01:56.2	63
					01:40.2	60	01:59.2	62	02:37.1	63	02:01.6	61	01:53.7	54
					01:53.2	57								
60.	66	<b>KOLAŘÍK Vít</b> Cyklokoloniál Enduro team 	1998	<b>00:22:46.1</b> 00:05:14.9	02:03.3	61	02:32.9	56	02:00.2	57	01:57.9	61	02:01.2	66
					01:40.6	61	02:00.5	63	02:36.7	61	01:55.6	57	01:57.4	61
					01:59.3	66								
61.	47	<b>SARAŇCZAK Paweł</b> SkillSchool Racing Team 	2008	<b>00:22:47.2</b> 00:05:15.9	02:10.8	67	02:43.1	66	02:07.2	62	01:57.7	60	01:53.9	56
					01:41.0	62	01:53.4	53	02:31.1	52	01:53.1	48	01:51.0	48
					02:04.3	68								
62.	75	<b>SARO Matus</b> 	1993	<b>00:22:54.7</b> 00:05:23.5	02:03.5	62	02:36.8	61	02:05.2	58	01:53.6	55	01:55.9	59
					01:41.4	63	02:02.6	64	02:37.1	62	02:01.7	62	01:58.3	62
					01:58.2	65								
63.	65	<b>KLAPAL Martin</b> 	1987	<b>00:22:55.8</b> 00:05:24.5	02:04.4	64	02:39.5	64	02:05.8	59	01:56.4	59	01:56.0	60
					01:44.3	66	01:58.8	61	02:37.1	64	02:03.1	64	01:56.8	59
					01:53.2	56								
64.	67	<b>KONRADY Martin</b> 	1994	<b>00:22:59.2</b> 00:05:28.0	01:58.1	55	02:37.1	62	02:06.1	61	02:03.8	66	01:55.8	58
					01:38.5	56	02:03.2	66	02:40.8	65	02:02.4	63	01:59.0	63
					01:54.0	58								
65.	46	<b>MATYJASZCZUK Mateu</b> SkillSchool Racing Team 	1991	<b>00:23:19.8</b> 00:05:48.5	02:05.3	66	02:43.2	67	02:16.3	67	02:00.4	65	01:56.2	62
					01:43.4	65	01:57.6	59	02:36.6	60	02:03.7	65	01:59.8	65
					01:56.8	63								
66.	69	<b>MAŽÁTKO Filip</b> 	1995	<b>00:23:29.8</b> 00:05:58.6	02:01.8	60	02:39.6	65	02:10.8	65	01:53.0	54	01:54.1	57
					01:39.4	59	02:23.7	69	02:43.5	66	02:13.1	67	01:54.5	55
					01:56.1	62								
67.	50	<b>POPELKA Jaroslav</b> Trutnov Trails 	1991	<b>00:23:32.7</b> 00:06:01.4	02:04.3	63	02:38.3	63	02:08.1	63	01:58.6	62	01:57.2	64
					01:45.1	67	02:02.8	65	02:43.5	66	02:17.5	69	01:59.7	64
					01:57.0	64								
68.	73	<b>LINHART Ondřej</b> 	1987	<b>00:24:50.2</b> 00:07:19.0	02:12.3	68	02:53.1	68	02:21.8	68	02:04.9	67	02:02.2	67
					01:47.5	68	02:09.0	67	02:52.1	69	02:14.0	68	02:09.7	68
					02:03.2	67								





Umístění	Číslo	Jméno	Rok	Čas	RZ1P	RZ2P	RZ3P	RZ4P	RZ5P					
	Stát	Klub		Ztráta	RZ1S	RZ2S	RZ3S	RZ4S	RZ5S					
					RZ6S									
69.	77	<b>JANSA Tomáš</b>	2000	<b>00:25:32.4</b>	02:19.7	69	02:56.0	69	02:25.2	69	02:12.0	69	02:12.0	69
		Bikestrike.com		00:08:01.1	01:53.5	69	02:14.0	68	02:49.5	68	02:10.8	66	02:06.0	66
					02:13.3	69								

Umístění	Číslo	Jméno	Rok	Čas Ztráta	RZ1P RZ1S RZ6S	RZ2P RZ2S	RZ3P RZ3S	RZ4P RZ4S	RZ5P RZ5S
1.	92	<b>RECZEK Paweł</b> Eskimoo Racing Team 	1979	00:19:08.3 00:00:00.0	01:36.4 1 01:28.1 6 01:40.1 2	02:08.8 1 01:38.7 2	01:43.8 2 02:10.6 1	01:39.3 1 01:41.7 2	01:42.0 2 01:38.3 1
2.	87	<b>VANER Jan</b> KUR Sport Enduro 	1983	00:19:25.4 00:00:17.0	01:38.7 3 01:22.4 2 01:43.6 3	02:14.2 3 01:40.2 3	01:44.1 3 02:14.3 3	01:41.0 3 01:43.0 3	01:42.7 3 01:40.8 2
3.	90	<b>KULHAVÝ Radek</b> Giant Progress cycle Dressler.cz 	1984	00:19:27.4 00:00:19.0	01:38.6 2 01:22.5 3 01:39.0 1	02:21.1 10 01:38.5 1	01:45.3 5 02:17.0 6	01:42.1 5 01:40.1 1	01:41.7 1 01:41.0 3
4.	89	<b>ŽILÁK František</b> Bikestrike.com 	1981	00:19:32.7 00:00:24.3	01:39.9 4 01:22.2 1 01:44.1 4	02:14.1 2 01:41.8 5	01:42.7 1 02:13.3 2	01:40.1 2 01:43.4 4	01:47.3 8 01:43.6 4
5.	85	<b>KŘÍŽEK Miroslav</b> FDF COMMENCAL TEAM 	1978	00:19:49.8 00:00:41.4	01:42.3 5 01:27.1 5 01:44.5 5	02:16.7 4 01:44.2 7	01:44.6 4 02:15.1 5	01:41.0 4 01:44.5 5	01:44.3 4 01:45.1 6
6.	105	<b>SCHUBERT André</b> shredERZe.v. 	1980	00:19:55.0 00:00:46.6	01:42.8 6 01:25.5 4 01:45.5 7	02:18.3 5 01:40.6 4	01:47.0 6 02:15.0 4	01:45.1 7 01:45.4 6	01:45.5 6 01:44.0 5
7.	95	<b>KAMENSKÝ Kryštof</b> Fuunyho zahrádka 	1985	00:20:30.3 00:01:21.9	01:45.1 8 01:32.2 10 01:45.1 6	02:18.6 6 01:47.1 8	01:48.8 7 02:25.7 15	01:46.5 9 01:47.6 8	01:45.3 5 01:47.8 9
8.	93	<b>RECZEK Piotr</b> Eskimoo Racing Team 	1977	00:20:32.5 00:01:24.1	01:45.5 9 01:33.3 12 01:49.1 11	02:20.4 8 01:43.9 6	01:51.0 8 02:19.1 7	01:43.7 6 01:47.3 7	01:49.4 11 01:49.4 11
9.	86	<b>SVOBODA Honza</b> Vodiči Kol 	1979	00:20:40.7 00:01:32.3	01:49.0 13 01:30.9 8 01:51.4 19	02:19.9 7 01:47.9 9	01:51.1 9 02:22.0 9	01:46.5 8 01:48.5 9	01:46.9 7 01:46.3 7
10.	96	<b>ZWOLAK Tomasz</b> Groto 	1982	00:20:49.3 00:01:40.9	01:50.0 14 01:33.4 13 01:47.6 8	02:22.9 12 01:47.9 10	01:54.5 14 02:19.6 8	01:46.9 11 01:50.9 10	01:47.4 9 01:48.0 10

Umístění	Číslo	Jméno	Rok	Čas Ztráta	RZ1P RZ1S RZ6S	RZ2P RZ2S	RZ3P RZ3S	RZ4P RZ4S	RZ5P RZ5S
11.	81	<b>PIECHULSKI Szymon</b> 	1984	<b>00:20:51.3</b> 00:01:42.9	01:44.4 7 01:30.0 7 01:47.7 9	02:24.6 13 01:48.8 11	01:54.8 16 02:23.3 10	01:46.7 10 01:55.5 19	01:47.4 10 01:47.7 8
12.	104	<b>WIMMER Sebastian</b> Shrederz e.V. 	1982	<b>00:21:08.7</b> 00:02:00.3	01:46.7 10 01:36.2 18 01:50.9 17	02:21.1 9 01:51.7 15	01:51.8 12 02:24.1 13	01:49.2 13 01:51.5 13	01:53.1 22 01:52.0 14
13.	88	<b>SULZBACHER Petr</b> Bikestrike.com 	1975	<b>00:21:13.3</b> 00:02:04.9	01:51.4 16 01:34.8 16 01:49.5 12	02:25.6 14 01:51.1 14	01:53.9 13 02:23.9 12	01:49.3 14 01:51.1 11	01:50.1 14 01:52.1 16
14.	97	<b>ŠŤASTNÝ Marek</b> HappyBoys 	1975	<b>00:21:19.0</b> 00:02:10.6	01:48.3 12 01:41.7 27 01:50.5 16	02:26.9 15 01:48.9 12	01:51.2 10 02:23.6 11	01:50.0 16 01:51.6 14	01:50.2 16 01:55.7 24
15.	79	<b>ZÁŇ Stanislav</b> Bike Team Hydraulickej Pi*us 	1983	<b>00:21:24.2</b> 00:02:15.8	01:47.5 11 01:30.9 9 01:53.1 22	02:21.6 11 02:12.3 36	01:51.6 11 02:25.1 14	01:47.2 12 01:51.3 12	01:50.1 15 01:53.1 20
16.	18	<b>GIERTH Paul</b> Shrederz e.V. 	1986	<b>00:21:27.2</b> 00:02:18.8	01:52.5 19 01:35.2 17 01:48.8 10	02:27.2 16 01:49.6 13	01:58.7 18 02:26.5 16	01:51.0 19 01:54.7 18	01:50.0 12 01:52.7 19
17.	83	<b>VIŠŇĚ Vrumu</b> TOTDHT 	1980	<b>00:21:41.8</b> 00:02:33.4	01:51.8 18 01:32.8 11 01:50.3 15	02:29.0 19 01:52.4 16	01:54.8 15 02:30.6 18	01:49.4 15 01:54.1 16	01:50.1 13 02:06.3 34
18.	110	<b>LINKA Jan</b> Stajako 	1986	<b>00:21:43.9</b> 00:02:35.5	01:52.5 19 01:37.1 20 01:50.2 14	02:28.8 18 01:56.1 24	01:55.7 17 02:30.7 19	01:50.4 17 01:56.1 21	01:51.9 18 01:54.0 21
19.	94	<b>TARNOWSKI Grzegorz</b> Bystrzyca Trails 	1986	<b>00:21:55.0</b> 00:02:46.7	01:51.1 15 01:34.1 14 01:52.6 21	02:27.2 17 01:54.9 21	02:00.0 23 02:32.0 20	01:57.7 27 01:56.0 20	01:53.0 21 01:56.2 25
20.	101	<b>BAŁA Maciej</b> Izerriders 	1981	<b>00:22:05.4</b> 00:02:57.1	01:51.7 17 01:39.5 21 01:53.4 25	02:34.1 28 01:54.9 20	02:01.6 27 02:29.4 17	01:53.9 25 01:54.5 17	01:54.9 24 01:57.3 26

Umístění	Číslo	Jméno	Rok	Čas Ztráta	RZ1P RZ1S RZ6S	RZ2P RZ2S	RZ3P RZ3S	RZ4P RZ4S	RZ5P RZ5S
21.	82	<b>MAKARA Jerzy</b> 2B ENDURO TEAM 	1980	00:22:11.3 00:03:02.9	01:54.4 22 01:40.0 22 01:51.2 18	02:30.1 21 01:54.8 19	02:04.6 30 02:34.0 21	01:53.9 26 01:59.2 26	01:56.0 27 01:52.5 17
22.	106	<b>BARTŮNĚK Vít</b> Stajako 	1982	00:22:21.4 00:03:13.0	01:56.5 26 01:41.4 26 01:52.0 20	02:47.5 39 01:53.5 17	01:59.7 22 02:34.5 23	01:51.9 22 01:56.2 22	01:52.9 20 01:55.0 22
23.	122	<b>SMID Dusan</b> 	1974	00:22:27.4 00:03:19.1	02:01.0 33 01:36.3 19 01:55.6 27	02:32.4 23 01:59.7 28	01:59.3 20 02:35.0 25	02:01.3 31 01:57.9 25	01:55.7 26 01:52.7 18
24.	273	<b>ALBAN Sven</b> Zweirad-Henning Eisenach 	1980	00:22:38.8 00:03:30.4	01:53.0 21 01:34.3 15 01:53.2 23	02:34.9 31 01:58.7 26	01:58.7 18 03:05.8 41	02:01.2 30 01:56.5 23	01:51.3 17 01:50.8 13
25.	91	<b>ČERNÝ Jaroslav</b> Blackgang 	1979	00:22:46.4 00:03:38.0	01:54.4 22 01:41.3 25 01:53.2 23	02:36.4 32 02:12.6 37	02:06.1 32 02:36.9 26	01:53.0 23 02:01.3 29	01:55.1 25 01:55.5 23
26.	107	<b>ČECH Miroslav</b> Stajako 	1980	00:22:54.4 00:03:46.0	01:56.9 27 01:45.9 29 01:58.7 30	02:33.9 25 02:05.9 33	02:04.3 29 02:38.7 28	01:53.9 24 01:57.4 24	01:59.1 32 01:59.3 28
27.	99	<b>JADAMUS Jiri</b> HS Javorový 	1979	00:23:07.9 00:03:59.5	01:55.9 25 01:41.0 24 01:56.5 29	02:34.5 29 01:58.6 25	02:05.0 31 02:42.6 31	02:11.5 39 02:03.8 30	01:58.0 30 02:00.2 29
28.	117	<b>KÁRNÍK Jan</b> 	1979	00:23:09.5 00:04:01.2	01:59.0 31 01:40.6 23 02:01.5 32	02:31.8 22 01:55.1 22	02:06.8 33 02:38.5 27	02:02.0 32 02:11.6 35	02:00.1 34 02:02.4 31
29.	103	<b>OGORZALEK Krzysztof</b> PuszekRejsing 	1982	00:23:26.9 00:04:18.5	02:00.3 32 01:47.0 30 02:02.2 33	02:41.1 33 02:01.2 29	02:07.9 34 02:42.4 30	02:00.2 29 02:05.0 32	01:58.3 31 02:01.1 30
30.	109	<b>EHL Petr</b> HO SKOL 	1978	00:23:40.5 00:04:32.1	01:57.8 30 01:45.8 28 02:02.7 35	02:34.6 30 02:05.5 32	01:59.5 21 02:43.0 32	02:23.2 42 02:04.6 31	02:00.1 33 02:03.3 32

Umístění	Číslo	Jméno	Rok	Čas	RZ1P	RZ2P	RZ3P	RZ4P	RZ5P
	Stát	Klub		Ztráta	RZ1S	RZ2S	RZ3S	RZ4S	RZ5S
					RZ6S				
31.		<b>80 ŘIHOUT Roman</b> Splášené veverky	1979	<b>00:24:20.6</b> 00:05:12.2	02:09.2 36 01:57.3 37 02:02.7 34	02:44.6 35 02:07.6 34	02:10.2 36 02:49.6 33	02:03.6 34 02:09.2 33	02:02.0 35 02:04.3 33
32.		<b>113 KALUP Petr</b>	1969	<b>00:24:35.2</b> 00:05:26.8	02:11.5 38 01:48.1 32 02:05.0 37	02:42.0 34 02:12.7 38	02:13.7 37 02:51.8 35	02:02.7 33 02:13.3 36	02:02.7 36 02:11.2 36
33.		<b>114 PÁTÍK Karel</b> Maják Trails Zlín	1976	<b>00:24:52.5</b> 00:05:44.1	02:12.9 39 01:55.9 36 02:03.1 36	02:45.0 36 02:11.9 35	02:09.6 35 02:50.9 34	02:09.3 36 02:17.2 37	02:03.6 37 02:12.6 37
34.		<b>108 KONRAD Lukas</b> Stajako	1980	<b>00:24:55.2</b> 00:05:46.8	02:19.4 41 01:52.7 34 02:00.5 31	02:50.8 40 02:04.6 31	02:16.2 38 03:00.3 39	02:07.7 35 02:10.3 34	02:03.6 38 02:08.6 35
35.		<b>84 KÖPPL Tomáš</b> pbv team brno	1976	<b>00:25:29.6</b> 00:06:21.2	02:09.1 35 01:53.0 35 02:07.0 39	02:46.1 38 02:19.0 39	02:17.1 39 02:57.5 36	02:10.6 38 02:25.2 39	02:07.4 40 02:17.2 40
36.		<b>112 SOUKUP Radim</b>	1978	<b>00:25:54.5</b> 00:06:46.1	02:09.5 37 01:52.0 33 02:11.2 41	02:45.8 37 02:22.6 41	02:17.1 39 03:15.9 42	02:09.8 37 02:28.3 40	02:06.1 39 02:15.8 39
37.		<b>102 SARAŃCZAK Michał</b> SkillSchool Racing Team	1981	<b>00:26:23.9</b> 00:07:15.5	02:18.5 40 02:09.2 38 02:06.5 38	03:01.3 41 02:21.7 40	02:21.1 41 03:00.2 38	02:15.1 40 02:22.8 38	02:14.2 41 02:12.9 38
38.		<b>115 ŠUCHMA Jakub</b>	1978	<b>00:27:42.8</b> 00:08:34.4	02:39.0 42 02:10.7 39 02:08.1 40	03:09.7 42 02:28.4 42	02:36.6 42 03:04.2 40	02:22.0 41 02:28.8 41	02:15.3 42 02:19.7 41
		<b>98 RUSNIOK Michal</b> HS Javorovy	1979	<b>DNF</b>	02:52.6 43				
		<b>100 ANISZKIEWICZ Łukasz</b> Izerriders	1984	<b>DNF</b>	03:08.5 44				

Umístění	Číslo	Jméno	Rok	Čas	RZ1P	RZ2P	RZ3P	RZ4P	RZ5P					
	Stát	Klub		Ztráta	RZ1S	RZ2S	RZ3S	RZ4S	RZ5S					
					RZ6S									
	119	<b>LOS Rostislav</b>	1983	<b>DNF</b>	02:03.0	34	02:34.0	26	02:00.1	24	01:50.6	18	01:52.7	19
							02:03.0	30	02:34.1	22	01:52.6	15	01:52.0	15
					01:50.1	13								
	120	<b>BARTOŠ Martin</b>	1979	<b>DNF</b>	01:57.3	29	02:30.0	20	02:03.4	28	01:51.9	21	01:53.2	23
		 BudeToTakLepsiProVsechny					01:53.6	18	02:34.7	24	02:00.1	28	01:50.8	12
					01:54.8	26								
	121	<b>SVOBODA Pavel</b>	1977	<b>DNF</b>	01:55.6	24	02:32.6	24	02:01.5	26	01:51.8	20	01:56.3	28
		 BudeToTakLepsiProVsechny					01:55.9	23	02:40.5	29	02:00.0	27	01:57.8	27
					01:55.7	28								
	284	<b>NAVRÁTIL Leoš</b>	1976	<b>DNF</b>	01:57.0	28	02:34.1	27	02:01.2	25	01:59.9	28	01:57.3	29
					01:47.0	31	01:59.1	27	02:58.0	37				