



FRESH ENDURO Trutnov Trails

OFFICIAL RESULT LIST

Place: Trutnov

Date: 01/05/2026

www.sportsoft.cz

Event: RZ 5+1

Rank	Bib.	Name	Time	RZ1P	RZ2P	RZ3P	RZ4P	RZ5P	RZ1S	RZ2S								
Cat.rank.	NAT	Team	YoB	Gap	RZ3S	RZ4S	RZ5S	RZ6S										
1.	2	ŁUKASIK Sławomir	1993	00:17:31.2	01:28.5	1	02:01.6	2	01:33.9	3	01:31.6	1	01:32.4	1	01:16.1	3	01:30.7	4
1./MEL39		Yeti/Fox factory team		00:00:00.0	01:59.4	1	01:33.0	1	01:32.3	1	01:31.3	1						
2.	4	KLOKOČKA Vojtěch	2004	00:17:48.2	01:32.2	3	02:03.6	4	01:31.4	1	01:32.7	4	01:33.6	2	01:15.5	2	01:31.1	5
2./MEL39		N1-Bikestrike team		00:00:16.9	02:02.0	4	01:39.6	13	01:33.3	2	01:32.8	2						
3.	11	ŠINDELÁŘ Roman	2005	00:18:00.6	01:31.0	2	02:00.2	1	01:41.5	18	01:32.0	3	01:36.0	8	01:16.9	4	01:30.6	3
3./MEL39				00:00:29.3	02:07.1	14	01:33.2	2	01:34.2	4	01:37.5	11						
4.	1	PIVNIČKA Jakub	2005	00:18:01.4	01:44.6	35	02:04.2	7	01:33.7	2	01:33.1	8	01:35.0	6	01:14.9	1	01:30.1	1
4./MEL39		Bikestrike.com		00:00:30.2	02:01.7	3	01:34.4	4	01:34.1	3	01:35.2	8						
5.	5	ŠRAIL Matěj	2008	00:18:02.2	01:32.7	4	02:04.6	8	01:36.9	10	01:33.1	7	01:34.8	5	01:17.5	5	01:33.2	8
5./MEL39		Horsefeathers Protocycles		00:00:31.0	02:03.3	8	01:36.1	9	01:34.5	5	01:35.1	7						
6.	13	SIDZINA Jakub	1996	00:18:02.2	01:35.6	13	02:03.5	3	01:34.1	4	01:32.8	6	01:38.3	13	01:18.4	6	01:31.5	6
6./MEL39		Trek Bielsko Racing		00:00:31.0	02:02.5	6	01:34.8	7	01:35.5	7	01:35.0	6						
7.	3	KRÁL Antonín	1996	00:18:04.3	01:35.1	12	02:03.9	5	01:36.1	7	01:32.0	2	01:34.7	4	01:19.1	8	01:33.3	9
7./MEL39		VHR Racing		00:00:33.0	02:00.9	2	01:34.6	6	01:35.7	8	01:38.5	15						
8.	16	LINDNER Kevin	1991	00:18:05.8	01:34.0	8	02:05.1	10	01:34.5	5	01:34.3	10	01:36.0	8	01:18.8	7	01:34.5	12
8./MEL39		R SUSPENSION Gravity Team		00:00:34.6	02:03.1	7	01:33.7	3	01:36.6	11	01:34.8	5						
9.	20	SEEGER Nick	1999	00:18:10.9	01:33.9	7	02:06.4	13	01:36.5	8	01:33.5	9	01:34.2	3	01:19.1	8	01:30.4	2
9./MEL39		Team teufelsberg		00:00:39.6	02:06.8	12	01:37.7	11	01:36.1	10	01:36.1	9						
10.	9	ŠAFRÁNEK Jan	2008	00:18:12.8	01:33.4	5	02:04.1	6	01:35.2	6	01:32.8	5	01:35.6	7	01:23.4	23	01:31.5	7
10./MEL39		Underwood racing team		00:00:41.5	02:05.2	9	01:41.1	21	01:35.4	6	01:34.7	4						
11.	12	SZYMCZUK Łukasz	1995	00:18:18.4	01:33.7	6	02:05.0	9	01:37.7	11	01:36.0	15	01:36.8	10	01:19.5	11	01:33.7	10
11./MEL39		Poland Collective		00:00:47.1	02:02.2	5	01:42.5	24	01:37.2	14	01:33.7	3						
12.	14	TOPÓR Michał	1997	00:18:19.5	01:34.9	11	02:06.0	11	01:36.7	9	01:35.6	13	01:37.6	12	01:21.0	14	01:34.0	11
12./MEL39		TylkoSzybko		00:00:48.3	02:05.4	10	01:34.5	5	01:37.0	12	01:36.5	10						

Event: RZ 5+1

Rank	Bib.	Name	Time	RZ1P	RZ2P	RZ3P	RZ4P	RZ5P	RZ1S	RZ2S								
Cat.rank.	NAT	Team	YoB	Gap	RZ3S	RZ4S	RZ5S	RZ6S										
13.	6	KOPECKÝ Matěj	2010	00:18:23.9	01:35.6	14	02:06.2	12	01:37.8	12	01:36.5	18	01:37.4	11	01:19.9	12	01:35.2	13
13./MEL39		Norco No Limit		00:00:52.6	02:05.5	11	01:36.0	8	01:35.8	9	01:37.5	12						
14.	56	CARLSEN Jan	1992	00:18:40.2	01:36.1	15	02:06.6	14	01:42.1	21	01:37.6	21	01:40.5	19	01:20.3	13	01:35.9	14
14./MEL39				00:01:08.9	02:07.0	13	01:38.5	12	01:37.1	13	01:38.0	13						
15.	10	PUFFER Dominik	1993	00:18:49.5	01:34.7	10	02:09.9	18	01:39.1	13	01:36.1	16	01:38.8	14	01:19.3	10	01:37.5	17
15./MEL39		COMMENCAL FDF TEAM		00:01:18.3	02:11.2	18	01:42.3	23	01:41.1	23	01:39.3	19						
16.	62	BERNÁT Tomas	2005	00:18:49.6	01:36.7	18	02:07.5	15	01:41.0	16	01:36.3	17	01:38.9	15	01:21.2	16	01:38.6	21
16./MEL39		-		00:01:18.4	02:10.7	16	01:40.1	15	01:39.7	19	01:38.7	16						
17.	58	SVATOŠ Tomáš	2004	00:18:51.2	01:36.2	16	02:09.6	17	01:39.9	15	01:35.4	12	01:40.8	20	01:21.7	17	01:37.5	17
17./MEL39		BIKELAB		00:01:19.9	02:11.1	17	01:40.4	18	01:39.1	17	01:38.9	17						
18.	92	RECZEK Paweł	1979	00:19:08.3	01:36.4	17	02:08.8	16	01:43.8	26	01:39.3	25	01:42.0	25	01:28.1	33	01:38.7	22
1./MEL40+		Eskimoo Racing Team		00:01:37.1	02:10.6	15	01:41.7	22	01:38.3	16	01:40.1	21						
19.	19	HOHMANN Jonas	1995	00:19:11.1	01:43.7	31	02:20.2	41	01:41.7	19	01:35.8	14	01:39.2	16	01:21.1	15	01:38.0	19
18./MEL39		R SUSPENSION Gravity Team		00:01:39.8	02:17.2	34	01:37.2	10	01:38.2	15	01:38.4	14						
20.	8	RÝDL Matěj	2007	00:19:14.6	01:37.6	19	02:10.3	19	01:44.7	29	01:37.2	19	01:40.3	18	01:25.4	26	01:36.0	15
19./MEL39				00:01:43.3	02:17.0	32	01:45.5	36	01:40.9	21	01:39.4	20						
21.	28	VONDRÁŠEK Jakub	1995	00:19:18.2	01:34.3	9	02:15.7	29	01:42.0	20	01:34.9	11	01:44.6	34	01:28.7	36	01:36.4	16
20./MEL39		ČEZ Cyklo Team Tábor		00:01:47.0	02:13.3	22	01:42.8	25	01:44.3	37	01:40.7	23						
22.	7	MORAWSKI Filip	1999	00:19:21.8	01:39.1	23	02:11.8	20	01:42.5	22	01:38.2	22	01:43.6	29	01:24.7	25	01:39.9	23
21./MEL39		SixT9 Frames team		00:01:50.5	02:22.1	46	01:39.7	14	01:39.4	18	01:40.4	22						
23.	87	VANER Jan	1983	00:19:25.4	01:38.7	22	02:14.2	25	01:44.1	27	01:41.0	28	01:42.7	26	01:22.4	19	01:40.2	24
2./MEL40+		KUR Sport Enduro		00:01:54.1	02:14.3	24	01:43.0	26	01:40.8	20	01:43.6	35						
24.	90	KULHAVÝ Radek	1984	00:19:27.4	01:38.6	20	02:21.1	49	01:45.3	31	01:42.1	32	01:41.7	23	01:22.5	20	01:38.5	20
3./MEL40+		Giant Progress cycle Dressler.cz		00:01:56.1	02:17.0	33	01:40.1	16	01:41.0	22	01:39.0	18						
25.	34	ONDRÁČEK Filip	2007	00:19:28.2	01:40.9	25	02:14.7	26	01:41.3	17	01:42.9	33	01:41.9	24	01:25.7	28	01:45.3	38
22./MEL39				00:01:57.0	02:12.7	19	01:40.1	17	01:41.2	24	01:41.1	24						
26.	89	ŽILÁK František	1981	00:19:32.7	01:39.9	24	02:14.1	23	01:42.7	23	01:40.1	26	01:47.3	49	01:22.2	18	01:41.8	26
4./MEL40+		Bikestrike.com		00:02:01.4	02:13.3	21	01:43.4	27	01:43.6	30	01:44.1	37						

Event: RZ 5+1

Rank	Bib.	Name	Time	RZ1P	RZ2P	RZ3P	RZ4P	RZ5P	RZ1S	RZ2S								
Cat.rank.	NAT	Team	YoB	Gap	RZ3S	RZ4S	RZ5S	RZ6S										
27.	68	KREMSER Ondřej	1995	00:19:39.0	01:43.0	30	02:16.1	30	01:44.9	30	01:40.7	27	01:43.7	30	01:24.5	24	01:42.4	27
23./MEL39				00:02:07.7	02:15.9	28	01:43.5	28	01:41.3	26	01:42.5	28						
28.	36	VONDRÁČEK Jaroslav	2000	00:19:41.6	01:44.7	36	02:15.2	28	01:42.7	24	01:39.0	24	01:43.3	28	01:35.0	66	01:43.3	32
24./MEL39		ROUVY		00:02:10.3	02:13.0	20	01:40.9	20	01:42.6	28	01:41.5	25						
29.	29	HODULÁK Vojtěch	2005	00:19:43.3	01:38.7	21	02:14.1	24	01:39.6	14	01:38.6	23	01:40.1	17	01:31.5	45	01:46.1	41
25./MEL39		Cyklo Krystyník Racing Team		00:02:12.1	02:23.4	49	01:40.8	19	01:47.7	45	01:42.3	27						
30.	15	BASIŃSKI Aleksander	2004	00:19:48.6	01:42.1	26	02:13.4	22	01:46.3	33	01:41.8	31	01:41.7	22	01:29.5	39	01:50.5	59
26./MEL39		Poland Collective		00:02:17.3	02:13.6	23	01:45.0	32	01:41.5	27	01:42.7	29						
31.	64	JAROŠ Kamil	2002	00:19:49.6	01:45.2	38	02:11.9	21	01:45.8	32	01:41.2	30	01:43.1	27	01:28.3	34	01:45.5	39
27./MEL39				00:02:18.3	02:14.9	25	01:45.1	33	01:44.0	33	01:44.1	38						
32.	85	KŘÍŽEK Miroslav	1978	00:19:49.8	01:42.3	27	02:16.7	33	01:44.6	28	01:41.0	29	01:44.3	32	01:27.1	30	01:44.2	36
5./MEL40+		FDF COMMENCAL TEAM		00:02:18.5	02:15.1	27	01:44.5	31	01:45.1	38	01:44.5	40						
33.	105	SCHUBERT André	1980	00:19:55.0	01:42.8	29	02:18.3	34	01:47.0	35	01:45.1	42	01:45.5	41	01:25.5	27	01:40.6	25
6./MEL40+		shredERZe.v.		00:02:23.8	02:15.0	26	01:45.4	35	01:44.0	32	01:45.5	44						
34.	32	NOVÁK Maxmilián	2007	00:20:00.5	01:42.7	28	02:20.9	45	01:48.3	38	01:47.8	55	01:44.5	33	01:23.0	21	01:42.8	29
28./MEL39		Kola-BBM		00:02:29.3	02:17.7	35	01:46.0	39	01:43.3	29	01:43.2	32						
35.	17	BARTHOLOME Benjam	1988	00:20:01.7	01:44.1	32	02:16.6	32	01:51.4	47	01:42.9	34	01:46.2	42	01:28.9	37	01:42.5	28
29./MEL39		Huller Crew		00:02:30.5	02:16.5	31	01:45.3	34	01:43.6	31	01:43.4	34						
36.	31	KŘÍŽ Adam	1995	00:20:12.1	01:51.9	68	02:16.3	31	01:47.2	36	01:43.6	38	01:44.8	37	01:28.5	35	01:44.0	34
30./MEL39		FDF COMMENCAL TEAM		00:02:40.8	02:19.5	39	01:47.3	42	01:44.2	34	01:44.4	39						
37.	33	NĚMEČEK Ja	2006	00:20:19.1	01:46.5	44	02:23.3	54	01:46.8	34	01:43.0	36	01:45.3	38	01:27.6	31	01:44.2	35
31./MEL39		Koloshop team		00:02:47.9	02:20.4	43	01:48.5	48	01:46.3	40	01:46.9	51						
38.	37	VONDRÁČEK Matyáš	2004	00:20:22.1	01:49.6	57	02:20.3	42	01:48.4	39	01:45.0	41	01:45.5	40	01:30.0	41	01:49.3	53
32./MEL39		ROUVY		00:02:50.8	02:16.0	29	01:46.7	40	01:47.7	43	01:43.2	33						
39.	53	DIŇA Michal	1989	00:20:23.4	01:45.8	42	02:18.3	35	01:48.2	37	01:47.0	52	01:44.8	35	01:33.7	57	01:46.1	40
33./MEL39		ZEVL TEAM		00:02:52.1	02:18.3	36	01:47.5	44	01:47.7	44	01:45.5	43						
40.	54	BARTOŠ Jan	2004	00:20:25.7	01:47.0	46	02:23.5	56	01:56.1	65	01:46.6	48	01:44.8	36	01:27.7	32	01:44.7	37
34./MEL39				00:02:54.4	02:19.9	42	01:47.1	41	01:44.2	35	01:43.6	36						

Event: RZ 5+1

Rank	Bib.	Name	Time	RZ1P	RZ2P	RZ3P	RZ4P	RZ5P	RZ1S	RZ2S								
Cat.rank.	NAT	Team	YoB	Gap	RZ3S	RZ4S	RZ5S	RZ6S										
41.	48	DAŃKOWSKI Domink	2000	00:20:28.2	01:48.5	52	02:19.3	37	01:49.3	42	01:45.7	43	01:44.1	31	01:26.7	29	01:53.8	73
35./MEL39		Sportstore.pl team		00:02:57.0	02:21.7	44	01:49.0	49	01:46.5	41	01:43.0	31						
42.	95	KAMENSKÝ Kryštof	1985	00:20:30.3	01:45.1	37	02:18.6	36	01:48.8	41	01:46.5	46	01:45.3	39	01:32.2	47	01:47.1	44
7./MEL40+		Fuunyho zahrádka		00:02:59.0	02:25.7	55	01:47.6	45	01:47.8	46	01:45.1	42						
43.	93	RECZEK Piotr	1977	00:20:32.5	01:45.5	40	02:20.4	43	01:51.0	44	01:43.7	39	01:49.4	57	01:33.3	53	01:43.9	33
8./MEL40+		Eskimoo Racing Team		00:03:01.2	02:19.1	37	01:47.3	42	01:49.4	52	01:49.1	60						
44.	70	KURZEJA Wiktor	2005	00:20:33.9	01:45.7	41	02:20.9	47	01:51.6	50	01:48.2	59	01:48.7	54	01:33.1	52	01:46.8	43
36./MEL39				00:03:02.6	02:19.4	38	01:43.9	30	01:48.2	48	01:46.7	48						
45.	72	NOVÁK Daniel	1996	00:20:37.2	01:59.3	88	02:19.8	39	01:52.6	52	01:43.8	40	01:46.4	44	01:36.1	69	01:47.4	47
37./MEL39				00:03:06.0	02:22.7	47	01:45.8	37	01:41.3	25	01:41.6	26						
46.	86	SVOBODA Honza	1979	00:20:40.7	01:49.0	55	02:19.9	40	01:51.1	45	01:46.5	45	01:46.9	45	01:30.9	43	01:47.9	48
9./MEL40+		Vodiči Kol		00:03:09.4	02:22.0	45	01:48.5	47	01:46.3	39	01:51.4	73						
47.	96	ZWOLAK Tomasz	1982	00:20:49.3	01:50.0	60	02:22.9	53	01:54.5	58	01:46.9	51	01:47.4	51	01:33.4	54	01:47.9	49
10./MEL40+		Groto		00:03:18.1	02:19.6	40	01:50.9	51	01:48.0	47	01:47.6	53						
48.	24	BRÁT Kryštof	2008	00:20:49.6	01:50.3	61	02:15.1	27	01:43.6	25	01:37.3	20	01:41.1	21	01:23.3	22	01:43.3	31
38./MEL39		Bikestrike.com		00:03:18.3	02:16.2	30	01:43.7	29	02:52.4	110	01:42.8	30						
49.	81	PIECHULSKI Szymon	1984	00:20:51.3	01:44.4	34	02:24.6	58	01:54.8	61	01:46.7	49	01:47.4	52	01:30.0	42	01:48.8	51
11./MEL40+				00:03:20.1	02:23.3	48	01:55.5	74	01:47.7	42	01:47.7	54						
50.	40	CURYŁO Mateusz	1995	00:20:54.7	01:46.0	43	02:20.7	44	01:51.4	48	01:43.6	37	01:47.2	46	01:34.6	63	01:42.9	30
39./MEL39		Puszek Rejsing		00:03:23.5	02:32.4	77	01:53.4	65	01:55.3	79	01:46.9	50						
51.	44	GROCHOWSKI Wincen	2003	00:20:55.5	01:49.2	56	02:21.6	50	01:48.6	40	01:42.9	35	02:08.8	108	01:32.6	50	01:57.0	82
40./MEL39				00:03:24.3	02:19.6	41	01:45.9	38	01:44.3	36	01:44.6	41						
52.	52	VINKLER Petr	1991	00:20:56.3	01:45.3	39	02:23.9	57	01:53.6	56	01:48.4	60	01:50.7	66	01:29.2	38	01:46.6	42
41./MEL39		ZEVL TEAM		00:03:25.0	02:28.3	63	01:51.1	52	01:51.1	62	01:47.7	55						
53.	78	NĚMEČEK Jan	1988	00:20:57.4	01:48.2	50	02:20.9	45	01:50.1	43	01:53.8	79	01:46.2	43	01:33.4	55	01:48.4	50
42./MEL39				00:03:26.1	02:27.5	61	01:50.8	50	01:49.6	54	01:48.1	56						
54.	26	ZENKL Petr	1993	00:20:58.5	01:47.6	49	02:22.6	52	01:52.6	52	01:47.7	54	01:48.7	55	01:31.7	46	01:49.9	56
43./MEL39		Coffee&Riot		00:03:27.3	02:27.2	60	01:53.4	65	01:49.6	55	01:47.1	52						

Event: RZ 5+1

Rank	Bib.	Name	Time	RZ1P	RZ2P	RZ3P	RZ4P	RZ5P	RZ1S	RZ2S								
Cat.rank.	NAT	Team	YoB	Gap	RZ3S	RZ4S	RZ5S	RZ6S										
55.	61	ŠVÁBENSKÝ Luděk	1999	00:20:58.8	01:47.5	47	02:23.3	55	01:52.9	55	01:48.0	56	01:47.2	47	01:29.8	40	01:47.3	45
44./MEL39		BIKELAB		00:03:27.6	02:31.9	74	01:52.3	58	01:52.3	69	01:45.9	45						
56.	45	BEM Grzegorz	1993	00:21:02.0	01:48.9	54	02:19.7	38	01:52.6	54	01:46.8	50	01:47.3	50	01:32.2	47	01:47.3	45
45./MEL39				00:03:30.8	02:35.0	83	01:52.5	60	01:48.9	50	01:50.3	65						
57.	55	BURIÁNEK Daniel	2000	00:21:08.3	01:52.9	72	02:25.6	63	01:56.3	67	01:46.0	44	01:50.9	67	01:33.5	56	01:50.6	60
46./MEL39				00:03:37.0	02:25.3	54	01:48.2	46	01:52.1	67	01:46.5	46						
58.	104	WIMMER Sebastian	1982	00:21:08.7	01:46.7	45	02:21.1	48	01:51.8	51	01:49.2	62	01:53.1	77	01:36.2	70	01:51.7	65
12./MEL40		Shrederz e.V.		00:03:37.5	02:24.1	52	01:51.5	55	01:52.0	65	01:50.9	71						
59.	60	DVOŘÁČEK Petr	1988	00:21:10.5	01:48.6	53	02:25.8	64	01:54.7	59	01:48.1	58	01:47.2	47	01:34.1	60	01:52.0	66
47./MEL39				00:03:39.3	02:28.0	62	01:55.7	77	01:49.0	51	01:46.8	49						
60.	30	MINARČÍK David	2004	00:21:12.5	01:44.1	33	02:32.2	77	01:57.0	69	01:46.6	47	01:49.2	56	01:32.5	49	01:51.2	64
48./MEL39		CARACAL RACING		00:03:41.2	02:26.0	57	01:55.2	73	01:49.6	56	01:48.4	57						
61.	88	SULZBACHER Petr	1975	00:21:13.3	01:51.4	65	02:25.6	62	01:53.9	57	01:49.3	63	01:50.1	63	01:34.8	65	01:51.1	63
13./MEL40		Bikestrike.com		00:03:42.0	02:23.9	51	01:51.1	53	01:52.1	68	01:49.5	62						
62.	97	ŠŤASTNÝ Marek	1975	00:21:19.0	01:48.3	51	02:26.9	65	01:51.2	46	01:50.0	66	01:50.2	65	01:41.7	90	01:48.9	52
14./MEL40		HappyBoys		00:03:47.8	02:23.6	50	01:51.6	56	01:55.7	81	01:50.5	68						
63.	63	JAROŠ Milan	1994	00:21:20.1	01:52.8	71	02:25.3	61	01:56.9	68	01:50.2	67	01:48.2	53	01:36.2	70	01:49.9	55
49./MEL39				00:03:48.8	02:31.8	73	01:53.0	62	01:48.8	49	01:46.6	47						
64.	49	PŮTA Filip	1997	00:21:23.8	01:51.1	64	02:25.0	59	01:55.1	62	01:50.7	70	01:52.9	74	01:35.3	68	01:51.1	62
50./MEL39		Satanbikers		00:03:52.5	02:25.7	55	01:54.3	69	01:51.8	64	01:50.4	67						
65.	21	STELZER Lukas	1994	00:21:24.0	01:51.0	62	02:27.9	70	01:56.2	66	01:50.0	65	01:49.8	59	01:34.5	62	01:52.1	67
51./MEL39		Shrederz e.V.		00:03:52.8	02:29.7	67	01:51.9	57	01:49.5	53	01:50.9	70						
66.	79	ZÁŇ Stanislav	1983	00:21:24.2	01:47.5	47	02:21.6	50	01:51.6	49	01:47.2	53	01:50.1	64	01:30.9	44	02:12.3	103
15./MEL40		Bike Team Hydraulickej Pi*us		00:03:52.9	02:25.1	53	01:51.3	54	01:53.1	73	01:53.1	77						
67.	43	ZEMBAL Maciej	1997	00:21:24.4	01:49.6	58	02:30.0	73	01:55.1	63	01:48.7	61	01:51.4	70	01:34.7	64	01:51.0	61
52./MEL39				00:03:53.1	02:29.2	65	01:53.1	64	01:51.6	63	01:49.4	61						
68.	18	GIERTH Paul	1986	00:21:27.2	01:52.5	69	02:27.2	67	01:58.7	73	01:51.0	72	01:50.0	61	01:35.2	67	01:49.6	54
16./MEL40		Shrederz e.V.		00:03:55.9	02:26.5	58	01:54.7	71	01:52.7	72	01:48.8	59						

Event: RZ 5+1

Rank	Bib.	Name	Time	RZ1P	RZ2P	RZ3P	RZ4P	RZ5P	RZ1S	RZ2S								
Cat.rank.	NAT	Team	YoB	Gap	RZ3S	RZ4S	RZ5S	RZ6S										
69.	71	PUDA Krzysztof	1997	00:21:28.3	01:49.8	59	02:27.2	68	01:57.9	70	01:51.0	71	01:49.9	60	01:36.5	74	01:50.0	58
53./MEL39				00:03:57.0	02:32.3	76	01:54.8	72	01:50.1	57	01:48.4	57						
70.	76	RUSZKOWSKI Kamil	1993	00:21:41.5	02:00.8	90	02:25.1	60	01:58.6	72	01:48.0	57	01:49.6	58	01:39.1	78	01:50.0	57
54./MEL39				00:04:10.2	02:28.6	64	01:52.4	59	01:57.0	85	01:51.8	74						
71.	83	VIŠNĚ Vrumu	1980	00:21:41.8	01:51.8	67	02:29.0	72	01:54.8	60	01:49.4	64	01:50.1	62	01:32.8	51	01:52.4	68
17./MEL40		TOTDHT		00:04:10.5	02:30.6	69	01:54.1	67	02:06.3	100	01:50.3	65						
72.	110	LINKA Jan	1986	00:21:43.9	01:52.5	69	02:28.8	71	01:55.7	64	01:50.4	68	01:51.9	71	01:37.1	75	01:56.1	81
18./MEL40		Stajako		00:04:12.7	02:30.7	70	01:56.1	79	01:54.0	75	01:50.2	64						
73.	39	FRANK Tomáš	2007	00:21:49.2	01:55.7	77	02:26.9	65	02:08.7	98	01:55.0	84	01:51.4	69	01:34.1	59	01:53.7	72
55./MEL39		Satanbikers		00:04:18.0	02:27.1	59	01:55.6	75	01:50.1	58	01:50.5	68						
74.	94	TARNOWSKI Grzegorz	1986	00:21:55.0	01:51.1	63	02:27.2	68	02:00.0	79	01:57.7	86	01:53.0	76	01:34.1	58	01:54.9	78
19./MEL40		Bystrzyca Trails		00:04:23.8	02:32.0	75	01:56.0	78	01:56.2	82	01:52.6	76						
75.	101	BAŁA Maciej	1981	00:22:05.4	01:51.7	66	02:34.1	86	02:01.6	84	01:53.9	81	01:54.9	81	01:39.5	80	01:54.9	77
20./MEL40		Izerriders		00:04:34.2	02:29.4	66	01:54.5	70	01:57.3	86	01:53.4	82						
76.	82	MAKARA Jerzy	1980	00:22:11.3	01:54.4	74	02:30.1	75	02:04.6	87	01:53.9	82	01:56.0	88	01:40.0	81	01:54.8	76
21./MEL40		2B ENDURO TEAM		00:04:40.0	02:34.0	78	01:59.2	85	01:52.5	70	01:51.2	72						
77.	106	BARTŮNĚK Vít	1982	00:22:21.4	01:56.5	79	02:47.5	106	01:59.7	77	01:51.9	75	01:52.9	75	01:41.4	88	01:53.5	70
22./MEL40		Stajako		00:04:50.1	02:34.5	80	01:56.2	80	01:55.0	77	01:52.0	75						
78.	25	JARMUSZ Adam	1990	00:22:27.1	02:05.0	99	02:33.8	82	01:59.7	77	01:54.8	83	01:52.4	72	01:36.2	70	01:58.4	84
56./MEL39		Izerriders		00:04:55.8	02:31.2	72	01:54.2	68	02:06.7	101	01:54.2	84						
79.	122	SMID Dusan	1974	00:22:27.4	02:01.0	91	02:32.4	78	01:59.3	75	02:01.3	96	01:55.7	83	01:36.3	73	01:59.7	90
23./MEL40				00:04:56.2	02:35.0	83	01:57.9	83	01:52.7	71	01:55.6	88						
80.	27	KLIKAR Matěj	1993	00:22:38.3	01:58.5	86	02:34.9	89	01:58.6	71	02:11.1	106	01:57.2	92	01:39.1	77	01:54.2	75
57./MEL39		Cyklo Kliky		00:05:07.1	02:34.5	81	01:58.1	84	01:56.7	83	01:55.1	87						
81.	273	ALBAN Sven	1980	00:22:38.8	01:53.0	73	02:34.9	90	01:58.7	73	02:01.2	95	01:51.3	68	01:34.3	61	01:58.7	86
24./MEL40		Zweirad-Henning Eisenach		00:05:07.6	03:05.8	110	01:56.5	81	01:50.8	60	01:53.2	79						
82.	74	VINTER Vaclav	1988	00:22:40.2	02:01.6	92	02:33.5	81	02:11.6	102	02:00.2	93	01:56.0	87	01:41.9	91	01:54.0	74
58./MEL39		PBV MTB TEAM BRNO		00:05:09.0	02:29.8	68	02:01.2	88	01:55.0	78	01:55.0	86						




Event: RZ 5+1

Rank	Bib.	Name	Time	RZ1P	RZ2P	RZ3P	RZ4P	RZ5P	RZ1S	RZ2S								
Cat.rank.	NAT	Team	YoB	Gap	RZ3S	RZ4S	RZ5S	RZ6S										
83.	51	MAŠEK Boris	1988	00:22:40.9	01:57.8	83	02:36.3	91	02:05.8	91	01:59.3	90	01:56.2	90	01:40.2	82	01:59.2	89
59./MEL39		TT/FRG		00:05:09.6	02:37.1	89	02:01.6	90	01:53.7	74	01:53.2	79						
84.	66	KOLAŘÍK Vít	1998	00:22:46.1	02:03.3	95	02:32.9	80	02:00.2	81	01:57.9	88	02:01.2	100	01:40.6	84	02:00.5	91
60./MEL39		Cyklokoloniál Enduro team		00:05:14.9	02:36.7	86	01:55.6	76	01:57.4	87	01:59.3	96						
85.	91	ČERNÝ Jaroslav	1979	00:22:46.4	01:54.4	74	02:36.4	92	02:06.1	92	01:53.0	76	01:55.1	82	01:41.3	87	02:12.6	104
25./MEL40		Blackgang		00:05:15.1	02:36.9	87	02:01.3	89	01:55.5	80	01:53.2	79						
86.	47	SARAŃCZAK Paweł	2008	00:22:47.2	02:10.8	104	02:43.1	100	02:07.2	95	01:57.7	87	01:53.9	79	01:41.0	85	01:53.4	69
61./MEL39		SkillSchool Racing Team		00:05:15.9	02:31.1	71	01:53.1	63	01:51.0	61	02:04.3	104						
87.	107	ČECH Miroslav	1980	00:22:54.4	01:56.9	80	02:33.9	83	02:04.3	86	01:53.9	80	01:59.1	97	01:45.9	96	02:05.9	99
26./MEL40		Stajako		00:05:23.2	02:38.7	92	01:57.4	82	01:59.3	91	01:58.7	95						
88.	75	SARO Matus	1993	00:22:54.7	02:03.5	96	02:36.8	93	02:05.2	89	01:53.6	78	01:55.9	85	01:41.4	89	02:02.6	93
62./MEL39				00:05:23.5	02:37.1	88	02:01.7	91	01:58.3	89	01:58.2	94						
89.	65	KLAPAL Martin	1987	00:22:55.8	02:04.4	98	02:39.5	96	02:05.8	90	01:56.4	85	01:56.0	86	01:44.3	93	01:58.8	87
63./MEL39				00:05:24.5	02:37.1	90	02:03.1	93	01:56.8	84	01:53.2	78						
90.	67	KONRADY Martin	1994	00:22:59.2	01:58.1	85	02:37.1	94	02:06.1	93	02:03.8	100	01:55.8	84	01:38.5	76	02:03.2	96
64./MEL39				00:05:28.0	02:40.8	94	02:02.4	92	01:59.0	90	01:54.0	83						
91.	99	JADAMUS Jiri	1979	00:23:07.9	01:55.9	78	02:34.5	87	02:05.0	88	02:11.5	107	01:58.0	95	01:41.0	85	01:58.6	85
27./MEL40		HS Javorový		00:05:36.7	02:42.6	96	02:03.8	95	02:00.2	94	01:56.5	91						
92.	117	KÁRNÍK Jan	1979	00:23:09.5	01:59.0	87	02:31.8	76	02:06.8	94	02:02.0	97	02:00.1	99	01:40.6	83	01:55.1	79
28./MEL40				00:05:38.3	02:38.5	91	02:11.6	101	02:02.4	96	02:01.5	98						
93.	46	MATYJASZCZUK Mateu	1991	00:23:19.8	02:05.3	100	02:43.2	101	02:16.3	105	02:00.4	94	01:56.2	89	01:43.4	92	01:57.6	83
65./MEL39		SkillSchool Racing Team		00:05:48.5	02:36.6	85	02:03.7	94	01:59.8	93	01:56.8	92						
94.	103	OGORZALEK Krzysztof	1982	00:23:26.9	02:00.3	89	02:41.1	98	02:07.9	96	02:00.2	92	01:58.3	96	01:47.0	97	02:01.2	92
29./MEL40		PuszekRejsing		00:05:55.6	02:42.4	95	02:05.0	97	02:01.1	95	02:02.2	99						
95.	69	MAŤÁTKO Filip	1995	00:23:29.8	02:01.8	93	02:39.6	97	02:10.8	101	01:53.0	76	01:54.1	80	01:39.4	79	02:23.7	110
66./MEL39				00:05:58.6	02:43.5	98	02:13.1	102	01:54.5	76	01:56.1	90						
96.	50	POPELKA Jaroslav	1991	00:23:32.7	02:04.3	97	02:38.3	95	02:08.1	97	01:58.6	89	01:57.2	92	01:45.1	94	02:02.8	94
67./MEL39		Trutnov Trails		00:06:01.4	02:43.5	98	02:17.5	106	01:59.7	92	01:57.0	93						

Event: RZ 5+1

Rank	Bib.	Name	Time	RZ1P	RZ2P	RZ3P	RZ4P	RZ5P	RZ1S	RZ2S								
Cat.rank.	NAT	Team	YoB	Gap	RZ3S	RZ4S	RZ5S	RZ6S										
97.	109	EHL Petr	1978	00:23:40.5	01:57.8	84	02:34.6	88	01:59.5	76	02:23.2	111	02:00.1	98	01:45.8	95	02:05.5	98
30./MEL40+		HO SKOL		00:06:09.3	02:43.0	97	02:04.6	96	02:03.3	97	02:02.7	101						
98.	80	ŘIHOUT Roman	1979	00:24:20.6	02:09.2	102	02:44.6	102	02:10.2	100	02:03.6	99	02:02.0	101	01:57.3	106	02:07.6	100
31./MEL40+		Splašené veveryky		00:06:49.3	02:49.6	101	02:09.2	98	02:04.3	98	02:02.7	100						
99.	113	KALUP Petr	1969	00:24:35.2	02:11.5	105	02:42.0	99	02:13.7	103	02:02.7	98	02:02.7	103	01:48.1	100	02:12.7	105
32./MEL40+				00:07:04.0	02:51.8	103	02:13.3	103	02:11.2	104	02:05.0	105						
100.	73	LINHART Ondřej	1987	00:24:50.2	02:12.3	106	02:53.1	108	02:21.8	109	02:04.9	101	02:02.2	102	01:47.5	99	02:09.0	101
68./MEL39				00:07:19.0	02:52.1	104	02:14.0	104	02:09.7	103	02:03.2	103						
101.	114	PÁTÍK Karel	1976	00:24:52.5	02:12.9	107	02:45.0	103	02:09.6	99	02:09.3	103	02:03.6	104	01:55.9	105	02:11.9	102
33./MEL40+		Maják Trails Zlín		00:07:21.2	02:50.9	102	02:17.2	105	02:12.6	105	02:03.1	102						
102.	108	KONRAD Lukas	1980	00:24:55.2	02:19.4	109	02:50.8	107	02:16.2	104	02:07.7	102	02:03.6	105	01:52.7	102	02:04.6	97
34./MEL40+		Stajako		00:07:23.9	03:00.3	108	02:10.3	99	02:08.6	102	02:00.5	97						
103.	84	KÖPPL Tomáš	1976	00:25:29.6	02:09.1	101	02:46.1	105	02:17.1	106	02:10.6	105	02:07.4	107	01:53.0	103	02:19.0	107
35./MEL40+		pbv team brno		00:07:58.3	02:57.5	105	02:25.2	108	02:17.2	108	02:07.0	107						
104.	77	JANSA Tomáš	2000	00:25:32.4	02:19.7	110	02:56.0	109	02:25.2	110	02:12.0	108	02:12.0	109	01:53.5	104	02:14.0	106
69./MEL39		Bikestrike.com		00:08:01.1	02:49.5	100	02:10.8	100	02:06.0	99	02:13.3	110						
105.	112	SOUKUP Radim	1978	00:25:54.5	02:09.5	103	02:45.8	104	02:17.1	106	02:09.8	104	02:06.1	106	01:52.0	101	02:22.6	109
36./MEL40+				00:08:23.3	03:15.9	111	02:28.3	109	02:15.8	107	02:11.2	109						
106.	102	SARAŃCZAK Michał	1981	00:26:23.9	02:18.5	108	03:01.3	110	02:21.1	108	02:15.1	109	02:14.2	110	02:09.2	107	02:21.7	108
37./MEL40+		SkillSchool Racing Team		00:08:52.6	03:00.2	107	02:22.8	107	02:12.9	106	02:06.5	106						
107.	115	ŠUCHMA Jakub	1978	00:27:42.8	02:39.0	111	03:09.7	111	02:36.6	111	02:22.0	110	02:15.3	111	02:10.7	108	02:28.4	111
38./MEL40+				00:10:11.5	03:04.2	109	02:28.8	110	02:19.7	109	02:08.1	108						
	98	RUSNIOK Michal	1979	DNF	02:52.6	112												
MEL40+		HS Javorovy																
	100	ANISZKIEWICZ Łukasz	1984	DNF	03:08.5	113												
MEL40+		Izerriders																
	119	LOS Rostislav	1983	DNF	02:03.0	94	02:34.0	84	02:00.1	80	01:50.6	69	01:52.7	73			02:03.0	95
MEL40+					02:34.1	79	01:52.6	61	01:52.0	66	01:50.1	63						

Event: RZ 5+1

Rank	Bib.	Name	Time	RZ1P	RZ2P	RZ3P	RZ4P	RZ5P	RZ1S	RZ2S
Cat.rank.	NAT	Team	YoB	Gap	RZ3S	RZ4S	RZ5S	RZ6S		
MEL40+		120 BARTOŠ Martin BudeToTakLepsiProVsechny	1979	DNF	01:57.3 82 02:34.7 82	02:30.0 74 02:00.1 87	02:03.4 85 01:50.8 59	01:51.9 74 01:54.8 85	01:53.2 78	01:53.6 71
MEL40+		121 SVOBODA Pavel BudeToTakLepsiProVsechny	1977	DNF	01:55.6 76 02:40.5 93	02:32.6 79 02:00.0 86	02:01.5 83 01:57.8 88	01:51.8 73 01:55.7 89	01:56.3 91	01:55.9 80
MEL40+		284 NAVRÁTIL Leoš	1976	DNF	01:57.0 81 02:58.0 106	02:34.1 85	02:01.2 82	01:59.9 91	01:57.3 94	01:47.0 98 01:59.1 88