



Blinduro X

OFFICIAL RESULT LIST

Místo: Lipno nad Vltavou

Datum:08/05/2026

www.sportsoft.cz

Kategorie: Hardtail 15+

Blinduro X

Umístění	Stát	Číslo	Jméno	Rok	Čas Ztráta	RZ1 RZ8	RZ2 RZ9	RZ3 RZ10	RZ4 RZ11	RZ5	RZ6	RZ7				
1.		402	JELLINEK Nikolas Suspension Lab Racing Squad OMBA	1988	00:30:23.3 00:00:00.0	02:47.8 02:17.0	1 1	02:03.2 02:06.8	1 2	03:04.9 03:12.1	2 2	02:26.1 03:06.3	1 2	03:01.8 02:57.9	1 1	03:19.0 1
2.		112	MINARČÍK David CARACAL RACING	2004	00:31:20.0 00:00:56.7	02:48.8 02:18.0	2 2	02:09.5 02:14.1	2 3	03:09.0 03:13.3	3 3	02:33.6 03:00.7	3 1	03:16.4 03:09.1	3 3	03:27.0 2
3.		278	KIESEL Lorenz Flatdroppers	1991	00:31:45.9 00:01:22.6	03:27.9 02:23.0	10 3	02:09.6 02:06.3	3 1	03:02.0 03:10.6	1 1	02:26.3 03:15.6	2 3	03:10.0 03:06.2	2 2	03:28.0 3
4.		373	LACKNER Christoph MuddyTeamBikers	2001	00:33:34.6 00:03:11.3	03:11.7 02:27.0	4 4	02:17.2 02:24.7	4 5	03:25.4 03:32.2	6 4	02:40.2 03:20.9	5 4	03:22.7 03:17.9	6 4	03:34.2 5
5.		114	PEPŘ Miroslav CARACAL RACING	1985	00:34:49.0 00:04:25.7	03:06.6 02:47.3	3 7	02:18.2 02:23.3	5 4	03:15.4 03:43.5	4 6	02:55.5 03:27.5	7 5	03:21.9 03:46.0	5 8	03:43.5 6
6.		430	DEDEK Václav	1996	00:35:01.1 00:04:37.8	03:15.4 02:37.5	5 6	02:25.3 02:26.1	7 6	03:18.5 03:33.4	5 5	02:38.5 04:33.4	4 10	03:19.1 03:21.2	4 5	03:32.3 4
7.		454	VIRGL Petr	2005	00:35:04.0 00:04:40.7	03:15.8 02:34.4	6 5	02:22.8 02:30.5	6 7	03:25.8 03:49.1	7 7	02:43.2 03:38.2	6 6	03:29.9 03:28.4	7 6	03:45.6 7
8.		415	HAVEL Matouš	2009	00:37:16.6 00:06:53.3	03:25.0 02:50.1	8 8	02:34.3 02:35.1	10 8	03:51.1 03:50.9	10 8	03:02.7 03:55.6	9 7	03:34.7 03:38.0	8 7	03:58.7 8
9.		499	KOREČEK Martin	1992	00:39:50.4 00:09:27.1	03:27.7 02:53.9	9 9	02:37.6 03:05.5	11 11	03:52.9 04:18.8	11 10	03:04.5 04:13.0	10 9	03:42.4 04:23.5	10 11	04:10.1 10
10.		124	HÖNIG Václav Tortilly v mlze	1982	00:40:33.2 00:10:09.9	03:39.6 03:18.2	12 12	02:42.2 02:48.7	12 9	04:00.1 04:05.7	12 9	03:19.5 03:56.0	12 8	04:09.1 04:09.3	11 10	04:24.3 11



CRUSSFIS



Kategorie: Hardtail 15+													Blinduro X							
Umístění	Stát	Číslo	Jméno	Rok	Čas	Ztráta	RZ1	RZ2	RZ3	RZ4	RZ5	RZ6	RZ7							
			Klub				RZ8	RZ9	RZ10	RZ11										
11.		227	KASAL Jiří	2010	00:43:45.0		03:32.3	11	02:32.0	9	03:46.0	9	03:17.6	11	04:17.4	12	04:46.0	12	04:41.5	12
					00:13:21.7		03:09.5	10	03:04.8	10	04:40.8	11	05:56.7	12						
		126	KAMIŠ Jan	1996	DNF		04:02.7	13	02:55.6	13	04:06.1	13	03:50.0	13	05:36.2	13	05:39.2	13		
									03:34.0	12	04:51.3	12	04:42.7	11						
		333	SKALKA Lukáš	1985	DNF		03:22.6	7	02:31.7	8	03:37.0	8	02:59.3	8	03:37.1	9	03:55.1	9	03:59.0	9
			Kotár enduro team				03:10.7	11												

Kategorie: Ženy 15-29													Blinduro X							
Umístění	Stát	Číslo	Jméno	Rok	Čas	Ztráta	RZ1	RZ2	RZ3	RZ4	RZ5	RZ6	RZ7							
			Klub				RZ8	RZ9	RZ10	RZ11										
1.		315	VIKTOROVÁ Nela	2004	00:29:43.0		02:41.7	1	02:03.2	1	02:58.0	1	02:25.5	1	03:00.5	1	02:49.3	1	03:12.8	1
					00:00:00.0		02:12.2	1	02:09.9	1	03:10.2	1	02:59.4	1						
2.		175	BOKROS Csenge Anna	2003	00:31:02.6		02:54.5	2	02:09.8	2	03:05.9	2	02:29.1	2	03:07.5	2	03:00.3	2	03:25.0	2
			VESC Cycling Team		00:01:19.5		02:17.6	2	02:11.9	2	03:11.7	2	03:08.7	2						
3.		97	HOFEGGER Elena	2006	00:32:49.2		03:00.9	3	02:14.2	3	03:12.6	3	02:31.3	3	03:46.5	4	03:20.9	3	03:30.9	3
					00:03:06.1		02:19.0	3	02:14.7	3	03:18.8	3	03:19.0	3						
4.		383	CIBULKOVÁ Veronika	2007	00:35:25.8		03:22.0	4	02:27.6	4	03:30.2	4	02:45.2	4	03:33.9	3	03:37.5	4	03:38.8	4
			Merida Bikeranch Team		00:05:42.7		02:30.7	4	02:31.2	5	03:46.6	5	03:41.7	5						
5.		471	KLINDEROVA Katerina	1997	00:36:29.0		03:26.1	5	02:30.1	5	03:32.0	5	02:55.1	5	03:47.4	5	03:54.6	5	03:57.3	5
			RideNsoul		00:06:46.0		02:43.1	5	02:28.2	4	03:43.9	4	03:30.9	4						
6.		377	SCHMID Hanna	2001	00:42:15.9		03:52.9	6	02:45.4	6	03:59.8	6	03:07.7	6	04:27.4	7	04:27.7	7	04:20.3	7
			Radlager Racing		00:12:32.8		03:05.5	6	02:40.6	6	04:24.1	6	05:04.1	6						
		423	PINSKER Jana	1999	DNF								03:20.2	7	04:11.8	6	04:15.0	6	04:07.7	6
							03:15.0	7	03:19.0	7			05:32.0	7						



Umístění	Stát	Číslo	Jméno	Rok	Čas Ztráta	RZ1 RZ8	RZ2 RZ9	RZ3 RZ10	RZ4 RZ11	RZ5	RZ6	RZ7					
1.		174	BABÓ Áron Rad Company Racing team	2007	00:25:45.4 00:00:00.0	02:26.2 01:51.4	2 1	01:47.7 01:47.4	1 1	02:41.5 02:41.1	2 2	02:05.6 02:30.4	2 2	02:36.0 02:26.5	2 2	02:51.2 02:51.2	2
2.		308	KOPIČKA Vojtech Velo City Racing	2010	00:25:49.4 00:00:04.0	02:23.7 01:53.0	1 2	01:49.7 01:47.7	2 2	02:42.8 02:47.6	2 2	02:05.6 02:29.4	1 1	02:35.1 02:25.6	1 1	02:48.5 02:48.5	1
3.		398	BRIČ Jiří HYRASUS bike team	2009	00:27:34.5 00:01:49.1	02:33.7 01:58.4	4 3	01:56.5 01:54.7	5 4	02:54.6 02:53.0	6 3	02:16.0 02:40.4	4 3	02:45.4 02:41.8	3 4	02:59.6 02:59.6	3
4.		443	TŘEŠŇÁK Jan	2009	00:28:03.1 00:02:17.7	02:33.1 02:02.8	3 5	01:55.8 02:03.7	4 10	02:52.4 02:57.8	5 5	02:14.9 02:47.2	3 6	02:46.2 02:43.7	4 8	03:05.1 03:05.1	6
5.		376	SAMEK Bernhard Trailcenter Wien - HWW	2006	00:28:06.3 00:02:20.9	02:41.3 01:59.4	11 4	01:57.6 01:58.8	8 5	02:49.9 02:56.8	3 4	02:16.8 02:45.5	6 4	02:57.6 02:41.8	10 4	03:00.4 03:00.4	4
6.		183	ÖRDÖG Ákos ALPINBIKE	2006	00:28:16.5 00:02:31.1	02:35.1 02:12.9	5 15	01:57.2 02:01.4	7 6	02:50.5 03:00.8	4 6	02:17.3 02:46.0	7 5	02:46.7 02:42.8	5 6	03:05.4 03:05.4	7
7.		344	POLICAR Lukáš SK VELO PRAHA	2009	00:28:23.9 00:02:38.5	02:39.6 02:05.5	9 6	01:54.5 01:53.7	3 3	03:00.5 03:07.9	12 14	02:19.9 02:51.8	10 9	02:47.3 02:40.2	6 3	03:02.6 03:02.6	5
8.		240	RUDOLF Ondřej	2008	00:28:47.4 00:03:02.0	02:37.9 02:07.6	7 9	01:56.7 02:02.0	6 7	02:59.0 03:01.8	8 7	02:21.3 02:49.3	12 7	02:51.9 02:48.2	7 10	03:11.3 03:11.3	10
9.		422	NOVÁK Oliver	2012	00:28:54.9 00:03:09.5	02:36.8 02:11.1	6 12	02:01.2 02:02.9	13 9	02:59.4 03:04.1	9 9	02:17.7 02:51.0	8 8	02:58.2 02:43.6	11 7	03:08.4 03:08.4	9
10.		419	KRÁTKÝ Tomáš MEG team	2008	00:29:10.7 00:03:25.3	02:44.5 02:07.5	15 8	02:00.2 02:05.3	11 11	02:59.4 03:02.1	10 8	02:18.7 03:04.0	9 13	02:54.1 02:47.3	8 9	03:07.3 03:07.3	8
11.		410	TŮMA Vojtěch	2008	00:29:33.1 00:03:47.7	02:42.8 02:07.3	12 7	02:01.6 02:02.4	14 8	03:02.1 03:05.6	15 10	02:23.3 02:55.8	14 11	03:07.1 02:52.5	18 14	03:12.1 03:12.1	11
12.		223	BOČEK Pavel	2009	00:29:49.0 00:04:03.6	02:44.5 02:10.4	14 10	01:59.6 02:10.6	10 16	03:01.2 03:07.1	13 11	02:16.5 02:51.8	5 10	03:11.4 02:59.9	22 19	03:15.5 03:15.5	17



CRUSSFIS



Umístění	Stát	Číslo	Jméno	Rok	Čas Ztráta	RZ1 RZ8	RZ2 RZ9	RZ3 RZ10	RZ4 RZ11	RZ5	RZ6	RZ7				
13.		262	KŘIVSKÝ Jan	2011	00:29:52.4 00:04:07.0	02:45.5 02:12.6	16 14	01:59.5 02:07.1	9 12	03:03.9 03:07.2	18 12	02:21.0 03:06.7	11 14	03:02.2 02:53.2	15 15	03:13.1 13
14.		518	EGERT Robin Velo City Racing	2009	00:30:07.6 00:04:22.2	02:46.0 02:11.8	17 13	02:02.3 02:08.2	16 14	03:02.7 03:07.3	16 13	02:28.1 03:09.2	17 17	03:05.7 02:50.0	16 11	03:15.9 18
15.		442	ŠVIHLA Šimon MEG team	2010	00:30:23.3 00:04:37.9	02:50.2 02:15.6	18 20	02:06.2 02:11.7	19 18	03:03.7 03:13.9	17 18	02:25.4 03:08.4	15 16	03:01.0 02:51.9	12 12	03:14.9 16
16.		421	NOVÁK Maxmilián TBP	2007	00:30:32.8 00:04:47.4	02:40.9 02:10.5	10 11	02:02.0 02:21.3	15 24	03:00.1 03:09.6	11 15	02:25.6 03:22.2	16 23	03:01.4 03:04.7	13 21	03:14.2 14
17.		316	ŽILÁK František Bikestrike.com	2005	00:30:44.3 00:04:58.9	02:50.6 02:14.1	20 18	02:09.1 02:09.5	22 15	03:05.8 03:17.1	19 20	02:34.3 03:02.5	22 12	03:01.5 02:58.6	14 17	03:20.9 21
18.		433	HÁJEK Vojta	2010	00:31:06.4 00:05:21.0	02:51.1 02:17.8	21 22	02:08.8 02:08.0	21 13	03:12.6 03:12.0	21 17	02:29.9 03:09.4	18 18	03:17.0 02:59.6	24 18	03:19.9 19
19.		231	MAČEJOVSKÝ Alex	2011	00:31:17.9 00:05:32.5	02:53.3 02:15.0	22 19	02:05.8 02:13.9	18 20	03:07.8 03:15.9	20 19	02:31.0 03:15.7	20 21	03:07.8 03:05.6	19 22	03:25.7 22
20.		483	JOHANN Keck velo.crew PopaFlo	2008	00:31:31.6 00:05:46.2	03:08.3 02:13.1	29 17	02:21.6 02:11.6	30 17	03:17.9 03:11.0	23 16	02:36.4 03:12.1	24 20	03:06.3 02:52.4	17 13	03:20.5 20
21.		184	ÖRDÖG Áron ALPINBIKE	2008	00:32:19.9 00:06:34.5	03:01.6 02:30.0	27 26	02:16.4 02:20.6	27 23	03:17.4 03:25.4	22 24	02:34.6 03:08.1	23 15	03:11.3 03:06.0	21 23	03:28.1 23
22.		431	HAJEK Jakub	2006	00:32:32.3 00:06:46.9	03:01.0 02:25.3	26 25	02:09.8 02:14.1	24 21	03:22.9 03:23.0	26 21	02:30.6 03:15.7	19 22	03:12.4 03:25.2	23 27	03:31.7 24
23.		238	PROCHÁZKA Šimon	2007	00:33:00.0 00:07:14.6	03:00.8 02:23.8	25 24	02:13.0 02:23.1	26 25	03:28.7 03:25.3	27 23	02:33.6 03:10.4	21 19	03:28.1 03:15.8	28 25	03:36.9 26
24.		477	VÁCLAVÍK Jakub Rejnoci Racing	2010	00:33:29.9 00:07:44.5	03:20.3 02:22.5	33 23	02:29.4 02:13.7	34 19	03:35.3 03:24.6	31 22	02:39.0 03:23.2	25 24	03:18.2 03:10.1	25 24	03:33.1 25



CRUSSFIS




Umístění	Stát	Číslo	Jméno	Rok	Čas Ztráta	RZ1 RZ8	RZ2 RZ9	RZ3 RZ10	RZ4 RZ11	RZ5	RZ6	RZ7							
25.		226	JIRGL Daniel	2010	00:33:56.6 00:08:11.2	03:00.1 02:50.8	24 33	02:03.4 02:18.1	17 22	03:29.6 03:28.9	28 26	02:40.7 03:31.2	26 28	03:24.8 03:24.3	27 26	03:44.4 03:44.4	29		
26.		351	ŠTULC Tobiáš BMX Bohnice	2008	00:34:53.1 00:09:07.7	03:06.7 02:31.6	28 27	02:20.2 02:30.5	29 30	03:37.4 03:43.5	32 31	02:43.8 03:28.3	27 26	03:33.9 03:35.3	31 31	03:41.5 03:41.5	28		
27.		263	KŘIVSKÝ Matěj	2011	00:35:00.2 00:09:14.8	03:17.6 02:35.1	32 30	02:23.9 02:28.0	32 28	03:33.7 03:33.5	30 27	02:45.1 03:34.6	28 29	03:24.8 03:34.7	26 30	03:49.0 03:49.0	31		
28.		285	ŽÁK Petr	2010	00:35:40.9 00:09:55.5	03:20.6 02:39.1	34 32	02:32.0 02:25.9	37 26	03:39.0 03:35.3	33 28	02:45.7 03:24.2	29 25	03:59.6 03:33.2	35 29	03:45.8 03:45.8	30		
29.		243	ZIEGLER Sebastián Grafix MX	2010	00:35:51.9 00:10:06.5	03:15.6 02:34.0	30 28	02:16.6 03:24.3	28 33	03:21.3 03:42.8	25 30	02:48.7 03:38.7	33 30	03:28.6 03:31.5	29 28	03:49.3 03:49.3	32		
30.		224	CAKO Mirek	2009	00:36:20.5 00:10:35.1	03:16.9 03:18.6	31 35	02:23.5 02:26.5	31 27	03:29.8 03:28.5	29 25	02:45.8 03:30.0	30 27	03:29.0 04:31.6	30 35	03:39.7 03:39.7	27		
31.		490	ČERMÁK David	2008	00:36:40.7 00:10:55.3	03:38.4 02:34.0	37 28	02:30.8 02:29.0	35 29	03:53.2 03:41.2	36 29	02:54.3 03:46.5	35 32	03:39.0 03:38.6	32 32	03:55.4 03:55.4	33		
32.		237	POVOLNÝ Vojta	2010	00:37:27.0 00:11:41.6	03:35.5 02:38.3	36 31	02:26.6 02:36.1	33 31	03:39.5 03:47.7	34 33	02:48.6 03:45.2	32 31	03:58.6 04:06.1	34 34	04:04.3 04:04.3	35		
33.		441	SYROVEC Martin SK Norton Milence	2006	00:38:11.6 00:12:26.2	03:23.9 02:53.0	35 34	02:31.1 03:03.4	36 32	03:46.9 03:46.9	35 32	02:48.1 04:07.0	31 33	03:49.0 04:03.5	33 33	03:58.5 03:58.5	34		
		228	KOMÍNEK Daniel Makada	2009	DNF	02:58.0	23	02:11.8	25	03:18.3	24								
		329	MELICHAR Mikuláš Yar MS Bike Academy	2007	DNF	02:50.3 02:12.9	19 16	02:06.9	20	03:01.3	14	02:22.1	13	02:55.2	9	03:03.6	20	03:12.7	12
		424	SINGER Daniel MEG team	2009	DNF	02:43.4 02:15.9	13 21	02:00.3	12	02:56.8	7	02:51.0	34	03:09.8	20	02:57.7	16	03:14.5	15



CRUSSFIS



Umístění	Stát	Číslo	Jméno	Rok	Čas Ztráta	RZ1 RZ8	RZ2 RZ9	RZ3 RZ10	RZ4 RZ11	RZ5	RZ6	RZ7
		466	VIKTORA Míchal Lykoklub	2010	DNF	02:39.5	8	02:09.4	23			



Kategorie: Muži 21-29

Blinduro X

Umístění	Stát	Číslo	Jméno	Rok	Čas Ztráta	RZ1 RZ8	RZ2 RZ9	RZ3 RZ10	RZ4 RZ11	RZ5	RZ6	RZ7							
1.		309	MAXA Adam Bikeporn Bluegrass Team	2004	00:25:27.0 00:00:00.0	02:23.2 01:47.4	1 1	01:50.6 01:46.0	3 2	02:39.9 02:39.9	1 1	02:04.2 02:27.5	2 2	02:37.7 02:37.7	2 2	02:23.0 02:23.0	1 1	02:47.3 02:47.3	2 2
2.		515	PIVNIČKA Jakub Bike Strike	2005	00:25:28.2 00:00:01.1	02:23.6 01:54.5	2 4	01:46.8 01:45.8	1 1	02:40.4 02:40.0	2 2	02:03.6 02:27.2	1 1	02:33.8 02:33.8	1 1	02:25.1 02:25.1	2 2	02:46.9 02:46.9	1 1
3.		170	SEEGER Nick Shrederz e.V.	1999	00:26:23.6 00:00:56.6	02:25.7 01:52.6	3 2	01:52.4 01:48.0	5 3	02:43.5 02:55.0	3 8	02:07.1 02:38.3	3 6	02:38.8 02:38.8	3 3	02:29.9 02:29.9	3 3	02:51.9 02:51.9	3 3
4.		520	DRAGOUN Václav MEG team	2005	00:26:40.2 00:01:13.1	02:28.4 01:54.0	5 3	01:49.1 01:55.5	2 9	02:45.4 02:52.0	4 5	02:08.4 02:38.7	4 7	02:42.5 02:42.5	7 7	02:30.5 02:30.5	4 4	02:55.4 02:55.4	6 6
5.		171	SCHREITER Erik SG Callenberg / ShredErz e.V.	1997	00:26:51.8 00:01:24.7	02:29.1 01:58.1	7 8	01:53.0 01:49.3	6 4	02:48.4 02:49.0	6 3	02:11.5 02:37.0	7 4	02:41.6 02:41.6	5 5	02:34.3 02:34.3	8 8	03:00.0 03:00.0	9 9
6.		314	VEJNAR Samuel	2005	00:26:54.3 00:01:27.3	02:35.0 02:00.5	9 9	01:52.3 01:52.7	4 5	02:50.7 02:52.0	7 6	02:09.2 02:35.3	5 3	02:39.7 02:39.7	4 4	02:32.5 02:32.5	5 5	02:54.0 02:54.0	4 4
7.		313	ŠMÍD Oliver	2005	00:27:04.8 00:01:37.8	02:29.0 01:55.6	6 5	01:53.5 01:53.1	8 6	02:51.2 02:55.3	8 9	02:12.5 02:38.3	8 5	02:44.5 02:44.5	8 8	02:35.2 02:35.2	10 10	02:56.3 02:56.3	7 7
8.		275	BERNÁT Tomáš	2005	00:27:15.4 00:01:48.4	02:27.9 02:22.2	4 29	01:53.0 01:53.1	7 7	02:47.1 02:51.8	5 4	02:10.1 02:40.0	6 8	02:41.7 02:41.7	6 6	02:32.9 02:32.9	6 6	02:55.2 02:55.2	5 5
9.		369	DÖLLER Philipp Radlager Graz	1998	00:27:46.9 00:02:19.9	02:35.8 01:57.2	10 6	01:59.6 01:58.1	13 13	02:55.0 02:59.6	12 13	02:14.2 02:45.0	10 10	02:46.1 02:46.1	10 10	02:34.6 02:34.6	9 9	03:01.3 03:01.3	11 11
10.		241	VONDRÁČEK Jaroslav ROUVY	2000	00:27:54.9 00:02:27.8	02:30.3 01:58.0	8 7	01:58.4 01:59.5	11 14	02:53.5 03:00.6	9 14	02:16.4 02:45.6	14 11	02:47.0 02:47.0	11 11	02:44.5 02:44.5	13 13	03:00.6 03:00.6	10 10
11.		356	KECK Anton velo.crew PopaFlo	2005	00:27:57.1 00:02:30.0	02:40.4 02:01.0	14 11	02:01.0 01:54.5	16 8	03:04.4 02:54.0	22 7	02:15.6 02:47.1	11 13	02:45.2 02:45.2	9 9	02:33.9 02:33.9	7 7	02:59.7 02:59.7	8 8
12.		321	FUKA Ondřej	2005	00:28:02.7 00:02:35.6	02:38.0 02:00.6	13 10	01:56.4 01:56.0	9 10	03:03.9 02:58.2	20 11	02:20.8 02:41.5	17 9	02:47.5 02:47.5	12 12	02:37.4 02:37.4	11 11	03:02.2 03:02.2	12 12



CRUSSFIS



Umístění	Stát	Číslo	Jméno	Rok	Čas Ztráta	RZ1 RZ8	RZ2 RZ9	RZ3 RZ10	RZ4 RZ11	RZ5	RZ6	RZ7					
13.		381	TRAFELLA Max Do-Biker Bruck/Mur	1997	00:28:37.5 00:03:10.5	02:41.4 02:04.3	16 13	02:01.0 02:01.7	16 15	02:54.9 02:52.8	11 17	02:19.1 02:49.8	16 13	02:42.1 02:49.8	12 16	03:08.9 03:13.3	14 22
14.		108	HODULÁK Vojtěch Cyklo Krystynik Racing Team	2005	00:28:39.2 00:03:12.1	02:37.6 02:02.6	11 12	01:58.8 01:56.7	12 11	03:04.0 02:56.4	21 10	02:13.6 02:47.0	9 12	02:58.8 02:49.8	18 16	03:13.3 03:04.1	22 13
15.		242	VONDRÁČEK Matyáš ROUVY	2004	00:28:48.3 00:03:21.3	02:37.7 02:06.5	12 17	01:59.8 01:59.7	14 15	02:55.2 03:05.2	13 20	02:16.2 02:57.7	13 19	02:54.9 02:50.8	14 17	03:04.1 03:12.6	13 18
16.		291	KAŠPAR Adam	1998	00:29:14.2 00:03:47.1	02:43.1 02:08.0	18 19	02:01.3 01:57.3	18 12	03:10.8 03:09.9	27 23	02:15.8 02:48.0	12 14	03:00.3 02:46.7	20 14	03:12.6 03:12.6	18 19
17.		166	HAVELKA Tomáš	1997	00:29:19.6 00:03:52.5	02:44.4 02:06.8	21 18	02:02.7 02:03.6	19 20	03:03.1 03:01.5	18 16	02:25.7 02:54.9	22 18	02:55.1 02:48.9	15 15	03:12.6 03:13.1	19 21
18.		89	PARGAN Elias	1999	00:29:21.8 00:03:54.7	02:41.3 02:06.3	15 16	02:05.9 02:02.4	23 19	03:05.3 03:01.9	23 17	02:22.0 02:51.2	20 16	02:59.1 02:53.0	19 18	03:13.1 03:09.0	21 15
19.		181	KAPOCSI Zalán Rad Company Racing team	2005	00:29:32.2 00:04:05.1	02:45.4 02:05.5	22 14	02:07.5 02:01.4	26 16	02:57.7 02:59.2	15 12	02:16.5 03:03.5	15 24	02:56.3 03:09.9	16 30	03:09.0 03:12.9	15 20
20.		225	JANOVSKÝ Michal	2005	00:29:37.9 00:04:10.8	02:41.6 02:09.3	17 20	02:00.8 02:03.7	15 21	02:58.5 03:03.1	16 18	02:21.7 02:58.6	19 22	03:08.1 02:59.2	26 21	03:12.9 03:23.1	20 24
21.		187	SZŐKE Balázs VESC Cycling Team	2002	00:29:47.0 00:04:19.9	02:50.6 02:05.9	25 15	02:09.3 02:01.6	27 17	03:00.6 03:07.4	17 22	02:21.4 02:58.0	18 20	02:57.8 03:04.2	17 25	03:09.8 03:09.7	17 16
22.		109	JOCHEC Jan	2002	00:30:21.1 00:04:54.1	02:49.0 02:14.0	23 22	02:06.5 02:04.7	24 22	03:07.6 03:07.0	25 21	02:30.3 02:48.9	29 15	03:08.5 03:01.1	27 23	03:23.1 03:09.7	24 16
23.		498	KARLÍK Filip JIKO ČÁCHA SUŠICE	2003	00:30:24.9 00:04:57.8	02:50.2 02:11.1	24 21	02:04.1 02:07.3	22 25	03:03.7 03:11.4	19 24	02:27.4 03:04.9	23 26	03:04.8 03:09.8	22 29	03:09.7 03:23.3	16 25
24.		230	KOŠÁN Martin	2004	00:30:47.6 00:05:20.6	02:53.2 02:18.5	27 25	02:03.5 02:12.1	21 26	03:10.9 03:12.2	28 25	02:29.4 03:04.3	25 25	03:02.3 02:57.6	21 20	03:23.3 03:09.7	25 16



CRUSSFIS



Umístění	Stát	Číslo	Jméno	Rok	Čas Ztráta	RZ1 RZ8	RZ2 RZ9	RZ3 RZ10	RZ4 RZ11	RZ5	RZ6	RZ7					
25.		110	KOTRČ Josef	2003	00:30:57.6 00:05:30.5	02:55.7 02:14.2	28 23	02:06.7 02:05.0	25 23	03:09.7 03:05.2	26 19	02:29.0 02:58.5	24 21	03:07.7 03:19.2	24 34	03:26.3 03:26.3	27
26.		137	ŠIMEK Filip CABAJK	1998	00:31:41.0 00:06:14.0	02:51.0 02:18.7	26 26	02:12.0 02:14.3	31 29	03:10.9 03:16.3	29 27	02:30.1 03:13.9	28 30	03:10.3 03:12.6	28 33	03:30.7 03:30.7	30
27.		420	LUPČÍK Petr North Biking	1997	00:31:45.7 00:06:18.7	02:59.9 02:20.9	32 28	02:13.4 02:13.7	32 28	03:19.3 03:27.1	35 34	02:32.7 03:02.9	31 23	03:08.0 03:01.3	25 24	03:26.2 03:26.2	26
28.		447	KOUDELKA Albert SRT Stela Racing Team	2003	00:32:03.5 00:06:36.5	03:00.3 02:22.6	33 30	02:10.0 02:14.9	28 30	03:14.1 03:19.1	30 28	02:29.4 03:35.5	26 35	03:15.1 03:06.5	29 26	03:15.7 03:15.7	23
29.		98	KNOTT Kilian HPGS Radkultur Velodom	2003	00:32:03.8 00:06:36.8	03:01.1 02:14.7	34 24	02:10.7 02:12.7	29 27	03:06.5 03:12.8	24 26	02:31.2 03:09.2	30 27	03:35.8 03:12.3	37 32	03:36.3 03:36.3	33
30.		470	JULINA Jan	1997	00:32:14.1 00:06:47.1	02:58.7 02:19.8	31 27	02:14.7 02:05.5	33 24	03:18.3 03:30.8	34 35	02:35.2 03:22.5	33 32	03:18.5 03:00.5	31 22	03:29.3 03:29.3	29
31.		192	BANIČ Ján Extreem	1997	00:32:16.2 00:06:49.1	02:56.8 02:23.7	29 31	02:15.6 02:16.5	35 32	03:15.3 03:22.9	31 30	02:29.6 03:11.8	27 29	03:27.1 03:08.0	34 27	03:28.4 03:28.4	28
32.		134	NEDOROST Václav CABAJK	2000	00:32:29.3 00:07:02.3	02:58.4 02:26.1	30 32	02:11.5 02:15.1	30 31	03:17.2 03:21.8	32 29	02:35.2 03:11.0	32 28	03:15.7 03:21.0	30 35	03:36.0 03:36.0	31
33.		129	KUBEŠ Karel Excavation cycles	2000	00:33:12.3 00:07:45.2	03:06.1 02:31.9	35 34	02:22.2 02:20.4	36 33	03:17.8 03:25.8	33 32	02:37.1 03:20.2	34 31	03:22.7 03:09.1	32 28	03:38.6 03:38.6	34
34.		399	EISENREICH Jonas Loose Riders Regensburg e.v.	2005	00:34:01.5 00:08:34.5	03:10.9 02:35.0	36 36	02:15.3 02:21.1	34 34	03:20.9 03:23.7	36 31	02:38.6 03:44.6	35 36	03:27.5 03:11.7	35 31	03:51.9 03:51.9	38
35.		468	DOLEŽAL Zdeněk	1998	00:34:39.8 00:09:12.7	03:21.8 02:32.9	40 35	02:30.0 02:21.7	39 35	03:44.5 03:26.4	45 33	02:45.1 03:29.4	37 33	03:24.6 03:26.6	33 36	03:36.3 03:36.3	32
36.		297	ŠEDIVÝ Jakub	1998	00:35:58.2 00:10:31.1	03:15.6 02:30.6	37 33	02:25.5 02:43.6	38 41	03:27.3 04:03.2	37 41	02:47.7 03:53.5	38 37	03:33.1 03:28.7	36 37	03:49.0 03:49.0	37



CRUSSFIS



Umístění	Stát	Číslo	Jméno	Rok	Čas Ztráta	RZ1 RZ8	RZ2 RZ9	RZ3 RZ10	RZ4 RZ11	RZ5	RZ6	RZ7							
37.		90	PRAND Mario	1997	00:36:05.7 00:10:38.7	03:18.2 02:38.5	39 37	02:34.5 02:31.6	40 36	03:29.2 03:37.6	38 36	02:43.3 03:35.2	36 34	03:43.4	39	04:09.6	44	03:44.1	35
38.		507	RAGULA Patrik	2000	00:37:26.4 00:11:59.4	03:25.6 02:42.6	41 39	02:36.9 02:43.4	43 40	03:38.0 03:47.2	41 38	03:00.2 04:00.4	44 41	03:44.8	40	03:52.3	40	03:54.6	41
39.		473	KYSILKO Petr	1997	00:37:27.4 00:12:00.4	03:18.2 02:48.0	38 41	02:36.7 02:32.9	42 37	03:42.3 03:46.3	43 37	02:56.6 03:55.4	42 38	04:01.0	44	03:54.4	41	03:55.1	42
40.		391	TAUBER Felix MuddyTeamBikers	2001	00:37:33.3 00:12:06.2	03:45.8 02:49.7	45 42	02:39.3 02:39.8	44 38	03:40.7 03:50.0	42 39	02:52.1 03:58.2	40 39	03:43.3	38	03:45.5	38	03:48.4	36
41.		428	VRBA Adam	2005	00:37:44.0 00:12:16.9	03:28.9 02:44.2	42 40	02:42.6 02:44.0	46 42	03:43.6 03:51.7	44 40	02:54.1 03:59.1	41 40	03:57.1	41	03:45.9	39	03:52.4	39
42.		302	UDATNÝ Jiří T.J. Sokol Těpeře	2003	00:40:31.5 00:15:04.5	03:37.5 02:53.9	44 43	02:24.6 02:43.0	37 39	03:34.2 04:46.0	39 45	02:49.5 04:21.8	39 43	05:00.5	46	04:09.1	43	04:11.0	45
43.		277	GUGLBERGER Patrick	1998	00:40:42.1 00:15:15.1	04:01.8 03:00.5	46 45	02:49.4 03:00.4	47 44	03:52.6 04:14.8	46 42	03:02.5 04:06.8	45 42	04:00.0	42	04:11.8	45	04:21.1	46
44.		208	VÝBORNÝ Tomáš	1999	00:45:22.7 00:19:55.6	04:10.1 03:14.0	48 46	03:04.7 03:10.2	48 45	04:14.6 04:41.5	48 43	03:37.2 04:41.0	47 44	05:06.6	47	04:47.6	47	04:34.8	47
45.		300	TENGLER Roman	1997	00:50:32.1 00:25:05.0	03:35.6 02:59.1	43 44	02:35.9 02:52.0	41 43	03:36.6 04:43.6	40 44	03:00.1 14:26.9	43 45	04:00.9	43	04:33.7	46	04:07.4	44
		158	ZÜGN Oliver	1999	DNF	02:43.3	20	02:02.9	20	02:57.5	14	02:23.6	21	03:06.4	23	02:55.2	19	03:58.7	43
		375	PFUISI Michael Radlager Racing	2001	DNF	02:43.3	19	01:58.3	10	02:54.4	10								
		500	KOSOHOŘSKÝ Pavel	2005	DNF	04:04.4 02:40.0	47 38	02:40.0	45	04:09.1	47	03:07.8	46	04:06.7	45	04:03.2	42	03:54.0	40



CRUSSFIS







Umístění	Stát	Číslo	Jméno	Rok	Čas Ztráta	RZ1 RZ8	RZ2 RZ9	RZ3 RZ10	RZ4 RZ11	RZ5	RZ6	RZ7					
1.		306	BALÍKOVÁ Pavla BIKE puzzle team	1988	00:31:57.5 00:00:00.0	02:57.3 02:21.8	1 2	02:19.8 02:17.8	3 1	03:15.1 03:18.7	2 1	02:34.9 03:08.5	2 1	03:10.3 03:04.7	1 1	03:28.1 03:28.1	2
2.		370	ECKERT Alexandra Giant Stattegg	1993	00:32:11.0 00:00:13.4	03:06.5 02:19.1	2 1	02:16.6 02:20.3	1 2	03:14.2 03:20.6	1 2	02:30.5 03:11.0	1 2	03:15.8 03:10.1	2 2	03:25.8 03:25.8	1
3.		284	TREFILOVÁ Blanka Cyklokoloniál Enduro team	1996	00:34:08.2 00:02:10.6	03:11.6 02:34.9	3 3	02:18.4 02:24.0	2 3	03:25.7 03:33.5	3 3	02:41.7 03:22.0	3 3	03:26.5 03:28.2	3 3	03:41.5 03:41.5	3
4.		268	URBANOVÁ Martina RAMALA Rakovník	1987	00:36:17.2 00:04:19.6	03:16.0 02:47.6	4 4	02:22.9 02:32.6	4 4	03:26.4 03:42.8	4 4	02:47.2 03:52.5	4 4	03:40.3 03:49.7	4 4	03:58.8 03:58.8	5
5.		332	SCHULTE-MEYER Annæ Team Galaktika	1987	00:38:26.6 00:06:29.0	03:41.7 02:50.5	6 5	02:34.1 02:39.8	6 5	03:44.2 03:51.3	5 5	03:00.9 04:05.1	5 6	03:52.8 04:06.2	7 8	03:59.7 03:59.7	6
6.		307	KÖLTÖOVÁ Aneta	1994	00:38:36.4 00:06:38.8	03:47.2 02:51.8	7 6	02:44.5 02:44.6	7 6	03:51.6 04:00.8	7 6	03:05.7 03:56.6	6 5	03:52.0 03:49.8	6 5	03:51.5 03:51.5	4
7.		378	SCHREILECHNER Lena Radlager Racing	1996	00:41:11.2 00:09:13.6	03:52.0 02:54.4	9 8	02:45.1 03:07.5	8 8	03:52.8 04:21.2	8 7	03:08.2 05:02.7	8 10	03:55.4 04:02.6	8 7	04:08.8 04:08.8	8
8.		385	HARRIS Barbara	1992	00:45:04.7 00:13:07.2	04:20.0 03:22.7	12 10	03:01.3 03:09.4	11 9	04:16.7 04:31.4	11 9	03:27.5 04:46.6	9 8	04:40.2 04:57.0	9 12	04:31.7 04:31.7	9
9.		193	BLECHOVÁ Martina KOJEBIKE.cz	1989	00:45:37.4 00:13:39.8	04:17.9 03:25.7	11 12	03:03.5 03:07.2	12 7	04:04.5 04:30.0	10 8	03:35.8 05:02.6	11 9	04:49.3 04:49.1	11 10	04:51.5 04:51.5	12
10.		389	NEDVĚDOVÁ Kristýna	1995	00:46:49.5 00:14:51.9	04:16.4 03:22.8	10 11	02:55.2 03:15.1	9 10	04:41.5 04:48.4	13 11	03:35.4 04:44.8	10 7	05:16.4 05:13.1	13 13	04:40.2 04:40.2	11
11.		476	SUCHANOVA Alzbeta	1993	00:47:10.9 00:15:13.3	04:42.1 03:13.2	14 9	03:12.0 03:31.0	13 12	04:29.7 04:44.4	12 10	03:38.2 05:07.7	12 11	05:06.3 04:53.0	12 11	04:32.9 04:32.9	10
12.		417	CHALUPAR Michaela	1994	00:48:22.3 00:16:24.7	04:40.0 03:30.2	13 13	03:19.7 03:27.6	14 11	04:56.2 05:04.3	14 12	03:39.9 05:19.7	13 12	04:44.7 04:45.8	10 9	04:53.7 04:53.7	13



CRUSSFIS



Kategorie: Ženy 30-39
Blinduro X

Umístění	Stát	Číslo	Jméno	Rok	Čas Ztráta	RZ1 RZ8	RZ2 RZ9	RZ3 RZ10	RZ4 RZ11	RZ5	RZ6	RZ7							
13.		196	HAVLÁTOVÁ Lucie KOJEBIKE.cz	1991	00:59:15.4 00:27:17.8	05:23.0 04:27.7	15 14	04:03.4 04:07.2	16 13	05:32.8 05:28.6	15 13	04:19.7 06:24.6	14 13	06:00.7	14	07:32.5	14	05:54.9	14
14.		323	HEKERLOVÁ Iveta	1995	01:07:21.5 00:35:24.0	06:21.9 05:55.7	16 15	03:58.7 04:42.4	15 14	05:39.6 06:46.2	16 14	04:40.5 06:37.6	15 14	07:19.4	15	07:56.9	15	07:22.2	15
		42	FESSL Isabella	1993	DNF	03:47.6	8	02:55.7	10	03:58.8	9								
		411	VERENA Hieret Suspension Lab Racing	1993	DNF	03:40.7 02:52.7	5 7	02:31.1	5	03:48.2	6	03:08.1	7	03:49.0	5	03:53.3	6	04:02.7	7


CRUSSFIS


Kategorie: Muži 30-39

Blinduro X

Umístění	Stát	Číslo	Jméno	Rok	Čas Ztráta	RZ1 RZ8	RZ2 RZ9	RZ3 RZ10	RZ4 RZ11	RZ5	RZ6	RZ7			
1.		168	LINDNER Kevin Shrederz e.V.	1991	00:26:16.2 00:00:00.0	02:23.3 01:56.2	1 2	01:50.1 01:47.9	1 1	02:06.6 02:35.5	1 2	02:40.0 02:30.1	1 1	02:57.0	2
2.		162	CARLSEN Jan	1992	00:26:30.8 00:00:14.5	02:27.1 01:56.1	2 1	01:50.8 01:48.3	2 2	02:10.3 02:35.8	2 3	02:41.2 02:34.1	3 2	02:56.5	1
3.		310	PUFFER Dominik COMMENCAL FDF TEAM	1993	00:27:00.5 00:00:44.2	02:28.7 01:57.6	3 3	01:52.4 01:52.6	3 3	02:11.4 02:35.1	3 1	02:40.1 02:41.4	2 3	02:59.3	3
4.		379	SKANT Gerd Giant Stattegg	1991	00:28:01.0 00:01:44.7	02:37.1 02:02.9	6 5	01:56.6 01:57.7	5 4	02:18.1 02:45.7	5 4	02:47.9 02:43.6	4 4	03:04.8	5
5.		364	TRACHTA David	1995	00:28:05.1 00:01:48.8	02:30.2 01:59.8	4 4	01:55.1 02:01.2	4 7	02:13.4 03:06.2	4 11	02:48.8 02:48.8	5 8	03:03.6	4
6.		274	BAUER Marco Flatdroppers	1990	00:28:51.3 00:02:35.0	02:37.2 02:06.0	7 9	01:57.1 02:01.5	6 8	02:19.5 03:02.5	7 8	02:56.7 02:56.0	10 11	03:12.8	9
7.		82	GRANZER Philipp	1995	00:28:56.7 00:02:40.4	02:39.4 02:06.6	8 10	02:03.0 02:00.0	10 6	02:21.2 03:01.4	9 7	02:56.5 02:47.0	9 6	03:11.4	7
8.		159	BARTHOLOME Benjam Huller Crew	1988	00:29:16.7 00:03:00.4	02:43.8 02:03.6	9 6	02:02.4 01:58.1	9 5	03:12.8 02:57.7	49 5	02:21.6 02:59.2	11 18	03:10.3	6
9.		438	MATULA Dan CBD Shop Náchod	1993	00:29:28.7 00:03:12.4	02:45.1 02:09.7	11 12	02:02.1 02:02.7	8 9	03:01.1 03:03.2	8 9	02:19.2 02:54.8	6 10	03:16.8	19
10.		380	SÜKAR Dominik Radlager Racing	1995	00:29:42.8 00:03:26.5	02:49.7 02:07.0	19 11	02:03.9 02:06.6	11 13	03:02.6 03:09.7	9 14	02:23.5 02:57.3	14 14	03:14.9	14
11.		91	PROFFITT Thomas Wienerwald Trails	1995	00:29:43.6 00:03:27.3	02:50.9 02:05.6	24 8	02:06.9 02:05.3	19 12	03:02.7 03:03.4	10 10	02:23.9 02:50.2	16 8	03:13.0	10
12.		92	REJSEK Matouš MX PARADISE	1994	00:29:50.8 00:03:34.5	02:54.9 02:09.8	37 13	02:07.0 02:02.7	20 9	03:11.1 02:59.7	41 6	02:23.6 02:52.3	15 9	03:14.4	13



CRUSSFIS



Umístění	Stát	Číslo	Jméno	Rok	Čas	RZ1	RZ2	RZ3	RZ4	RZ5	RZ6	RZ7					
		Klub		Ztráta	RZ8	RZ9	RZ10	RZ11									
13.		276	BODNER Philipp Flatdroppers	1996	00:29:58.7 00:03:42.4	02:57.9 02:04.8	50 7	02:09.3 02:12.6	34 39	03:06.7 03:15.6	18 37	02:19.9 02:48.6	8 7	02:56.2 02:47.6	7 6	03:19.2 03:19.2	29
14.		257	ČERVENÝ Štěpán	1987	00:30:09.5 00:03:53.2	02:50.7 02:10.7	23 14	02:01.3 02:08.2	7 19	03:05.8 03:09.8	15 15	02:24.5 03:07.5	17 35	02:59.6 02:55.8	16 19	03:15.1 03:15.1	15
15.		386	KLEMSA Tomáš KT Bikers	1994	00:30:12.0 00:03:55.7	02:59.5 02:11.6	56 15	02:06.7 02:10.5	16 28	03:10.0 03:07.8	35 12	02:22.4 03:00.1	13 20	02:57.4 02:53.4	12 16	03:12.0 03:12.0	8
16.		488	BADAL Jiří	1996	00:30:18.9 00:04:02.6	02:49.2 02:13.1	17 21	02:06.8 02:06.9	18 14	03:11.7 03:11.4	45 23	02:26.7 03:00.5	19 21	03:00.2 02:58.0	17 25	03:14.1 03:14.1	12
17.		298	ŠOREJS Tomáš PaB	1989	00:30:21.0 00:04:04.7	02:51.2 02:14.7	27 29	02:08.1 02:09.2	26 23	03:07.3 03:12.3	20 26	02:28.8 02:58.5	26 17	03:02.6 02:52.7	19 15	03:15.3 03:15.3	16
18.		130	LOSENICKÝ Petr	1993	00:30:28.1 00:04:11.8	02:46.2 02:18.2	13 38	02:05.8 02:08.5	14 21	03:03.5 03:10.9	12 18	02:29.9 02:56.7	34 13	03:07.5 03:02.1	32 34	03:18.4 03:18.4	26
19.		270	VILÁNEK Aleš	1987	00:30:29.0 00:04:12.7	02:49.9 02:16.9	20 35	02:04.0 02:08.0	12 18	03:08.6 03:13.8	27 33	02:26.7 02:59.7	20 19	03:06.5 02:58.1	28 27	03:16.4 03:16.4	18
20.		519	DAXAUER Mathias Bikequadrat Faction	1987	00:30:29.2 00:04:12.9	02:49.4 02:12.7	18 19	02:07.7 02:09.3	24 24	03:09.3 03:27.3	32 71	02:28.9 02:58.2	27 16	02:58.1 02:50.5	13 10	03:17.5 03:17.5	20
21.		407	PHILIP Penkalla Loose Riders Regensburg e.v.	1995	00:30:34.8 00:04:18.5	02:55.6 02:14.6	42 28	02:09.0 02:12.3	32 36	03:06.3 03:14.5	17 34	02:29.8 03:07.1	31 34	02:56.9 02:50.4	11 9	03:17.9 03:17.9	21
22.		294	MATEJKA Ondrej PaB	1990	00:30:36.9 00:04:20.6	02:47.0 02:14.5	15 26	02:09.2 02:07.6	33 15	03:10.7 03:10.0	40 16	02:29.1 03:01.3	28 23	03:05.6 02:58.8	26 29	03:22.7 03:22.7	38
23.		41	BENDER Martin	1988	00:30:37.0 00:04:20.8	02:52.4 02:11.7	30 16	02:07.5 02:12.1	23 34	03:09.6 03:12.2	34 25	02:35.2 03:02.3	60 25	03:07.6 02:52.1	35 14	03:13.8 03:13.8	11
24.		357	KOUKAL Martin	1994	00:30:40.3 00:04:24.0	02:47.7 02:14.6	16 27	02:07.7 02:13.5	25 44	03:05.1 03:13.1	14 31	02:30.3 03:06.1	39 31	03:04.1 02:58.1	20 26	03:19.6 03:19.6	31



CRUSSFIS



Kategorie: Muži 30-39

Blinduro X

Umístění	Stát	Číslo	Jméno	Rok	Čas	Ztráta	RZ1	RZ2	RZ3	RZ4	RZ5	RZ6	RZ7							
			Klub				RZ8	RZ9	RZ10	RZ11										
25.		113	MLÝNEK Lukáš ValachMTB	1990	00:30:42.9 00:04:26.6		02:53.1 02:16.2	31 32	02:13.3 02:10.0	56 25	03:10.4 03:12.7	37 28	02:30.8 02:56.1	42 12	03:06.3 03:06.3	27 27	02:55.7 02:55.7	18 18	03:17.9 03:17.9	22 22
26.		384	HANUŠ Dušan Bikerz Volyně	1993	00:30:43.2 00:04:26.9		02:44.8 02:12.6	10 17	02:04.5 02:13.1	13 40	03:07.6 03:12.9	21 30	02:22.2 03:06.2	12 32	03:19.1 03:19.1	62 62	03:01.2 03:01.2	32 32	03:18.8 03:18.8	28 28
27.		218	SCHNABEL Adrian Dirty Trail Friends	1988	00:31:05.1 00:04:48.8		02:46.7 02:13.7	14 23	02:08.5 02:07.8	28 16	03:02.9 03:13.4	11 32	02:30.6 03:15.5	41 47	03:07.3 03:07.3	31 31	03:06.1 03:06.1	42 42	03:32.2 03:32.2	61 61
28.		250	LASZLO Kovacs	1989	00:31:07.9 00:04:51.6		02:50.9 02:27.7	25 74	02:10.5 02:15.2	41 48	03:06.3 03:12.0	16 24	02:31.0 03:13.0	43 42	02:59.2 02:59.2	14 14	03:02.9 03:02.9	35 35	03:18.7 03:18.7	27 27
29.		79	BEENKER Jelle	1990	00:31:08.5 00:04:52.2		02:55.5 02:12.6	41 18	02:11.5 02:08.3	45 20	03:15.6 03:16.3	58 40	02:30.5 03:10.2	40 38	03:05.4 03:05.4	25 25	03:01.1 03:01.1	31 31	03:21.0 03:21.0	33 33
30.		429	WENINGER Simon Msc Kronast	1996	00:31:21.0 00:05:04.7		02:55.4 02:20.1	38 51	02:10.2 02:10.4	40 26	03:09.5 03:16.1	33 39	02:25.7 03:03.2	18 27	03:09.0 03:09.0	37 37	03:19.7 03:19.7	74 74	03:21.3 03:21.3	35 35
31.		172	ŠWIERCZEK Adam	1992	00:31:21.6 00:05:05.3		02:54.4 02:18.5	36 41	02:09.6 02:11.6	35 32	03:11.8 03:10.9	46 20	02:33.2 03:08.0	51 36	03:06.7 03:06.7	29 29	03:04.2 03:04.2	37 37	03:32.3 03:32.3	62 62
32.		244	BAKONYI Gergo Gravity BC	1987	00:31:26.9 00:05:10.6		02:55.9 02:17.9	43 36	02:12.2 02:11.2	48 30	03:08.0 03:24.9	23 62	02:31.8 03:22.2	46 62	03:05.3 03:05.3	24 24	02:56.7 02:56.7	20 20	03:20.3 03:20.3	32 32
33.		414	GRÜNBERGER Stefan Mühl4tler Biketeam	1994	00:31:27.2 00:05:10.9		03:25.8 02:18.6	124 43	02:11.0 02:10.5	43 27	03:08.7 03:11.0	28 21	02:30.0 03:01.9	35 24	03:07.5 03:07.5	32 32	03:03.9 03:03.9	36 36	03:18.1 03:18.1	23 23
34.		322	HACZEK Adam Lowery TEAM	1994	00:31:27.8 00:05:11.5		02:55.4 02:18.2	38 39	02:16.7 02:11.3	71 31	03:17.4 03:17.7	67 43	02:31.6 03:12.4	44 41	03:05.3 03:05.3	23 23	02:57.8 02:57.8	23 23	03:23.7 03:23.7	41 41
35.		453	URBAN Pavel	1989	00:31:32.6 00:05:16.3		02:52.1 02:15.5	28 30	02:18.0 02:18.1	79 60	03:14.8 03:19.6	56 49	02:32.1 03:15.2	48 46	03:13.7 03:13.7	48 48	02:57.1 02:57.1	22 22	03:16.0 03:16.0	17 17
36.		236	ONOFREJ Dominik	1994	00:31:35.7 00:05:19.4		02:59.1 02:16.3	55 33	02:12.6 02:11.0	52 29	03:09.1 03:12.7	30 29	02:29.6 03:15.9	29 49	03:15.4 03:15.4	52 52	03:10.6 03:10.6	50 50	03:23.0 03:23.0	39 39



CRUSSFIS



Kategorie: Muži 30-39

Blinduro X

Umístění	Stát	Číslo	Jméno	Rok	Čas Ztráta	RZ1 RZ8	RZ2 RZ9	RZ3 RZ10	RZ4 RZ11	RZ5	RZ6	RZ7					
37.		324	HUSA Petr PTBshop.cz	1992	00:31:37.0 00:05:20.8	02:58.6 02:19.0	53 46	02:12.5 02:13.4	50 43	03:13.6 03:19.0	52 48	02:30.1 03:13.6	38 44	03:09.1 03:01.7	38 33	03:26.0 03:26.0	48
38.		209	BRAUN Matthias	1987	00:31:42.5 00:05:26.3	02:56.4 02:16.8	46 34	02:10.7 02:08.6	42 22	03:10.5 03:15.9	38 38	02:27.4 03:03.1	22 26	03:15.0 03:30.7	50 96	03:27.1 03:27.1	52
39.		213	HOFMANN Benjamin Bikesport RC Kremstal	1991	00:31:43.8 00:05:27.5	03:03.2 02:21.7	69 56	02:13.6 02:11.9	57 33	03:10.7 03:15.0	39 35	02:34.5 03:06.3	55 33	03:11.4 03:10.5	43 48	03:24.6 03:24.6	42
40.		229	KONOPLIN Nikita Prague Enduro Committee	1993	00:31:47.3 00:05:31.0	03:01.1 02:19.0	63 45	02:12.3 02:13.4	49 42	03:07.7 03:25.9	22 68	02:32.0 03:15.6	47 48	03:11.7 03:05.2	44 39	03:23.1 03:23.1	40
41.		234	NĚMÝ Miloš AMEN	1987	00:31:49.5 00:05:33.2	02:51.1 02:18.9	26 44	02:19.6 02:12.2	85 35	03:10.3 03:12.4	36 27	02:29.9 03:16.2	33 50	03:16.6 03:15.0	55 56	03:27.0 03:27.0	50
42.		349	SOJKA Libor	1990	00:31:50.5 00:05:34.2	02:55.4 02:19.6	40 47	02:10.0 02:17.2	38 57	03:11.6 03:24.0	44 59	02:35.5 03:14.3	61 45	03:14.3 03:05.8	49 41	03:22.4 03:22.4	37
43.		155	TARR Tamás Rad Company Racing team	1991	00:31:51.9 00:05:35.6	02:59.9 02:18.4	58 40	02:12.6 02:16.5	51 54	03:11.6 03:25.5	43 64	02:28.6 03:11.3	25 40	03:10.0 03:11.5	39 52	03:25.8 03:25.8	46
44.		328	LUCCHI Michele Radlager Graz	1989	00:31:52.7 00:05:36.4	02:53.9 02:18.5	35 42	02:13.1 02:17.3	55 58	03:08.1 03:21.6	25 54	02:31.6 03:21.1	45 61	03:08.9 03:10.0	36 47	03:28.2 03:28.2	53
45.		360	POSLUŠNÝ Zdeněk	1988	00:31:55.7 00:05:39.4	02:50.6 02:22.6	22 58	02:08.7 02:16.6	31 56	03:13.0 03:20.1	51 51	02:32.2 03:23.5	49 72	03:10.7 03:07.8	41 44	03:29.5 03:29.5	54
46.		400	GULDEN Bastian Loose Riders Regensburg e.v.	1991	00:31:56.4 00:05:40.1	02:53.3 02:12.7	33 19	02:08.2 02:15.5	27 49	03:09.1 03:10.8	31 17	02:30.0 04:08.4	37 134	03:11.3 02:58.7	42 28	03:18.1 03:18.1	24
47.		121	DIVOK Michal	1994	00:31:58.3 00:05:42.0	02:56.5 02:20.3	47 52	02:14.0 02:13.4	59 41	03:14.0 03:15.5	53 36	02:36.1 03:13.3	63 43	03:16.5 03:11.6	54 53	03:26.7 03:26.7	49
48.		222	WAGNER Andreas Bikefeeling Linz	1995	00:32:04.8 00:05:48.6	02:53.1 02:14.4	32 25	02:12.2 02:05.1	47 11	03:07.2 03:11.1	19 22	02:27.0 04:32.2	21 142	03:04.8 02:57.9	22 24	03:19.5 03:19.5	30



CRUSSFIS



Umístění	Stát	Číslo	Jméno	Rok	Čas Ztráta	RZ1 RZ8	RZ2 RZ9	RZ3 RZ10	RZ4 RZ11	RZ5	RZ6	RZ7							
49.		445	FLIEGL Tomáš	1990	00:32:09.7 00:05:53.4	03:09.2 02:14.2	85 24	02:18.1 02:16.1	80 53	03:20.6 03:10.9	82 19	02:37.4 03:05.1	69 30	03:28.7	86	03:07.1	43	03:21.7	36
50.		141	GÁSZ András	1993	00:32:10.0 00:05:53.7	03:03.5 02:26.0	70 72	02:11.0 02:22.9	44 76	03:12.8 03:16.6	50 41	02:29.8 03:09.0	32 37	03:16.6	56	03:08.9	46	03:32.5	64
51.		366	ZIEGLER Erik Enduro Krupka	1992	00:32:11.5 00:05:55.2	02:56.2 02:36.4	44 103	02:08.5 02:15.6	28 50	03:08.5 03:23.2	26 57	02:32.8 03:23.6	50 74	03:07.5	32	03:04.4	38	03:34.7	71
52.		493	DVOŘÁČEK Petr	1988	00:32:17.1 00:06:00.8	03:01.0 02:13.1	62 22	02:05.8 02:12.3	15 38	03:08.1 03:17.8	24 44	02:30.0 03:44.5	35 109	03:12.7	45	03:17.5	65	03:33.9	70
53.		142	GRÓF Ádám FRO Racing	1989	00:32:23.6 00:06:07.3	03:07.6 02:25.3	83 69	02:09.9 02:26.5	37 88	03:17.7 03:17.3	68 42	02:27.7 03:18.0	23 53	03:13.3	46	03:18.8	71	03:21.1	34
54.		122	GREGOR Michael OVLADĚJ KOLO / SAGA Praha	1989	00:32:24.4 00:06:08.1	02:52.2 02:16.1	29 31	02:07.3 02:19.6	21 64	03:19.6 03:18.3	77 46	02:28.4 03:04.8	24 28	03:44.0	121	03:21.8	78	03:31.8	60
55.		439	PANCHÁRTEK Miloš CBD Shop Náchod	1992	00:32:25.2 00:06:08.9	02:56.7 02:18.1	48 37	02:06.8 02:15.6	17 51	03:11.5 03:39.3	42 101	02:40.7 03:20.8	76 60	03:21.1	66	03:08.5	45	03:25.8	47
56.		133	MÍSAŘ Petr	1993	00:32:28.7 00:06:12.4	03:00.0 02:29.8	60 87	02:17.6 02:20.8	77 67	03:15.0 03:18.6	57 47	02:36.2 03:05.0	64 29	03:16.9	57	03:12.5	54	03:36.0	75
57.		503	KUZMIN Dmytro	1992	00:32:31.7 00:06:15.4	03:08.5 02:19.8	84 48	02:11.8 02:18.8	46 62	03:16.8 03:20.1	64 50	02:35.0 03:10.8	57 39	03:22.8	73	03:15.8	59	03:31.1	56
58.		393	VÁCLAVOVSKÝ Filip	1988	00:32:37.4 00:06:21.1	03:04.4 02:20.0	72 50	02:27.5 02:13.6	116 45	03:19.8 03:21.0	79 52	02:36.5 03:22.9	65 66	03:15.6	53	03:10.6	49	03:25.3	45
59.		233	MOLITORIS Oleg	1993	00:32:47.0 00:06:30.7	03:07.4 02:24.1	82 60	02:15.6 02:14.3	62 47	03:16.0 03:24.2	60 60	02:35.9 03:17.9	62 52	03:20.3	64	03:14.5	55	03:36.4	77
60.		394	VIRT Ondra KT Bikers	1990	00:32:48.4 00:06:32.1	03:06.5 02:24.3	78 62	02:16.9 02:22.1	73 72	03:21.4 03:28.5	84 76	02:29.6 03:27.2	30 79	03:15.3	51	03:10.7	51	03:25.3	44



CRUSSFIS



Umístění	Stát	Číslo	Jméno	Rok	Čas Ztráta	RZ1 RZ8	RZ2 RZ9	RZ3 RZ10	RZ4 RZ11	RZ5	RZ6	RZ7							
61.		153	SZÖCS Krisztian	1996	00:32:51.7 00:06:35.4	03:10.5 02:19.9	88 49	02:14.2 02:20.6	61 66	03:16.9 03:21.2	65 53	02:40.8 03:16.5	77 51	03:25.8 03:25.8	79 79	03:17.8 03:17.8	66 66	03:27.1 03:27.1	51 51
62.		305	ŽÁČEK Matěj PaB	1992	00:32:55.3 00:06:39.0	02:59.0 02:20.3	54 53	02:12.8 02:17.7	54 59	03:18.8 03:31.9	74 85	02:36.8 03:23.5	66 73	03:22.0 03:22.0	68 68	03:18.6 03:18.6	69 69	03:33.5 03:33.5	69 69
63.		253	SKÁLA Tomáš	1992	00:32:57.4 00:06:41.1	02:56.4 02:24.4	45 64	02:10.1 02:21.2	39 68	03:09.0 03:22.9	29 56	02:37.0 03:22.6	67 65	03:28.6 03:28.6	84 84	03:32.1 03:32.1	99 99	03:32.7 03:32.7	67 67
64.		239	PSHENYCHNYI Oleh Prague Enduro Committee	1990	00:33:02.3 00:06:46.0	03:03.0 02:21.3	68 55	02:21.0 02:20.6	89 65	03:18.1 03:28.7	72 77	02:34.9 03:26.0	56 77	03:17.4 03:17.4	58 58	03:15.2 03:15.2	57 57	03:35.7 03:35.7	74 74
65.		188	TIM Barnabás HijackersCrew	1993	00:33:03.4 00:06:47.1	03:04.6 02:29.4	74 82	02:16.7 02:26.4	68 87	03:16.4 03:25.6	62 66	02:35.0 03:23.1	58 68	03:13.3 03:13.3	47 47	03:20.1 03:20.1	75 75	03:32.4 03:32.4	63 63
66.		125	JANDA Petr	1988	00:33:08.4 00:06:52.1	02:58.5 02:28.1	52 76	02:17.3 02:19.2	75 63	03:17.8 03:23.4	69 58	02:41.6 03:18.6	81 54	03:21.5 03:21.5	67 67	03:24.3 03:24.3	86 86	03:37.6 03:37.6	82 82
67.		235	OBUŠEK Matej AMEN	1992	00:33:09.8 00:06:53.6	03:01.4 02:22.6	64 57	02:14.1 02:13.8	60 46	03:19.1 03:21.9	75 55	02:35.1 03:43.3	59 106	03:23.2 03:23.2	74 74	03:18.1 03:18.1	68 68	03:36.7 03:36.7	81 81
68.		214	PACHER Ján Extreem	1996	00:33:16.7 00:07:00.4	03:02.8 02:28.5	67 77	02:16.7 02:27.3	69 92	03:16.3 03:25.8	61 67	02:41.4 03:22.6	78 64	03:20.0 03:20.0	63 63	03:22.3 03:22.3	79 79	03:32.6 03:32.6	66 66
69.		167	HEISIG Martin	1989	00:33:25.2 00:07:08.9	02:57.0 02:29.3	49 81	02:12.7 02:22.5	53 74	03:20.0 03:24.5	81 61	02:44.1 03:20.6	88 59	03:28.8 03:28.8	87 87	03:27.2 03:27.2	90 90	03:38.0 03:38.0	83 83
70.		96	FIBICH Ondřej	1989	00:33:25.8 00:07:09.5	03:06.6 02:23.7	80 59	02:16.7 02:16.5	69 55	03:14.7 03:26.6	54 69	02:51.1 03:19.2	118 56	03:28.2 03:28.2	82 82	03:22.7 03:22.7	81 81	03:39.4 03:39.4	87 87
71.		191	VÉGH Attila	1989	00:33:28.7 00:07:12.4	02:59.8 02:24.5	57 65	02:16.4 02:25.8	67 84	03:17.9 03:37.5	70 99	02:40.1 03:28.8	74 84	03:23.2 03:23.2	74 74	03:17.9 03:17.9	67 67	03:36.5 03:36.5	79 79
72.		185	SZABÓ Roland	1991	00:33:38.4 00:07:22.2	03:06.5 02:24.4	79 63	02:18.9 02:31.5	82 101	03:19.6 03:29.2	78 80	02:42.8 03:23.2	84 69	03:18.3 03:18.3	60 60	03:27.1 03:27.1	89 89	03:36.6 03:36.6	80 80



CRUSSFIS



Umístění	Stát	Číslo	Jméno	Rok	Čas Ztráta	RZ1 RZ8	RZ2 RZ9	RZ3 RZ10	RZ4 RZ11	RZ5	RZ6	RZ7							
73.		449	REINECKER Jens	1987	00:33:43.8 00:07:27.5	03:29.2 02:27.3	132 73	02:17.6 02:18.4	78 61	03:22.2 03:28.1	87 75	02:38.7 03:32.7	70 89	03:20.4	65	03:17.3	64	03:31.4	57
74.		427	VÍDEŇSKÝ Ondřej North Biking	1992	00:33:44.0 00:07:27.7	03:15.1 02:21.2	95 54	02:20.3 02:24.6	86 80	03:26.7 03:25.2	99 63	02:34.3 03:30.7	54 88	03:35.7	103	03:16.5	61	03:33.2	68
75.		267	TRUXA Pavel	1987	00:33:50.9 00:07:34.6	03:09.5 02:28.5	86 77	02:23.1 02:21.6	98 69	03:19.8 03:32.0	80 86	02:41.7 03:30.6	82 87	03:22.7	72	03:18.7	70	03:42.2	99
76.		132	MÍSAŘ Jan	1991	00:33:54.1 00:07:37.8	03:14.1 02:25.3	93 68	02:24.7 02:23.4	106 77	03:25.7 03:27.8	95 74	02:45.1 03:20.1	95 58	03:17.8	59	03:24.2	84	03:45.6	107
77.		146	KONRADY Martin	1994	00:33:57.1 00:07:40.8	03:00.0 02:32.1	59 90	02:16.2 02:25.0	66 82	03:19.5 03:28.8	76 78	02:44.8 03:28.0	92 81	03:29.3	88	03:31.0	97	03:41.9	98
78.		352	TRSEK Vojtěch	1993	00:34:00.8 00:07:44.6	03:01.6 02:29.0	65 79	02:16.0 02:34.8	65 112	03:48.0 03:40.9	139 107	02:37.4 03:23.0	68 67	03:22.2	71	03:16.2	60	03:31.5	58
79.		99	MALFENT Michael HanspepiGummischas	1993	00:34:04.2 00:07:47.9	03:00.7 02:24.1	61 60	02:13.8 02:34.1	58 109	03:16.0 03:27.3	59 72	02:47.5 03:30.5	101 86	03:35.7	104	03:33.2	100	03:40.9	90
80.		201	RYCHTAŘÍK Martin	1988	00:34:05.9 00:07:49.6	02:45.5 06:14.0	12 152	02:07.5 02:07.9	22 17	03:04.6 03:09.3	13 13	02:21.6 02:58.0	10 15	02:59.5	15	02:59.4	30	03:18.1	25
81.		106	HAVELKA Lukáš	1996	00:34:07.0 00:07:50.7	03:05.0 02:29.7	76 86	02:24.4 02:23.7	105 79	03:21.3 03:36.5	83 96	02:44.5 03:23.8	90 75	03:22.1	70	03:29.2	94	03:46.3	110
82.		451	SZEDERKÉNYI Bence	1995	00:34:14.0 00:07:57.8	03:26.2 02:25.2	125 67	02:30.9 02:15.7	130 52	03:38.7 03:26.6	128 70	02:39.6 03:19.1	72 55	03:31.8	95	03:17.2	62	03:42.9	100
83.		339	GASTINGER Michael	1995	00:34:18.6 00:08:02.3	03:02.3 02:25.7	66 70	02:17.2 02:21.9	74 71	04:16.5 03:32.6	153 88	02:41.6 03:26.0	80 76	03:18.6	61	03:20.5	76	03:35.4	73
84.		103	ZÁVRBSKÝ Ladislav Cyklo Žopy	1993	00:34:24.4 00:08:08.2	03:04.8 02:29.4	75 84	02:18.4 02:23.5	81 78	03:14.7 03:34.7	54 92	02:41.8 03:23.4	83 71	04:09.5	142	03:24.2	85	03:39.6	88



CRUSSFIS



Umístění	Stát	Číslo	Jméno	Rok	Čas Ztráta	RZ1 RZ8	RZ2 RZ9	RZ3 RZ10	RZ4 RZ11	RZ5	RZ6	RZ7				
85.		45	DOSTÁL Martin	1992	00:34:26.4 00:08:10.2	03:17.7 02:29.2	106 80	02:23.8 02:26.8	104 89	03:31.9 03:39.1	109 100	02:39.3 03:42.5	71 104	03:25.2 78	03:18.9 72	03:31.6 59
86.		138	TICHÝ Martin	1993	00:34:27.0 00:08:10.7	03:26.9 02:35.7	126 100	02:19.3 02:21.7	84 70	03:17.2 03:31.2	66 83	02:43.7 03:22.4	86 63	03:30.7 91	03:36.9 108	03:40.9 91
87.		412	ZETTL Alexander Loose Riders Regensburg e.v.	1992	00:34:40.9 00:08:24.6	03:16.3 02:25.9	100 71	02:17.4 03:48.1	76 149	03:21.5 03:27.7	85 73	02:33.9 03:19.7	52 57	03:22.1 69	03:17.2 62	03:30.9 55
88.		465	ŠENKÝŘ Vojtěch	1994	00:34:42.4 00:08:26.1	03:09.5 02:24.7	86 66	02:15.8 02:25.0	64 81	03:31.3 03:49.1	108 126	02:45.0 04:01.9	93 128	03:23.9 76	03:20.9 77	03:34.9 72
89.		406	KUZDAS Dominik Suspensionlab/Wienerwaldtrails	1989	00:34:43.4 00:08:27.1	02:50.0 02:29.7	21 85	02:08.6 04:14.3	30 151	03:12.7 03:33.3	48 89	02:34.1 03:59.4	53 123	03:10.0 40	03:05.7 40	03:25.2 43
90.		462	NAHALKA Denis	1993	00:34:45.1 00:08:28.8	03:14.9 02:37.5	94 107	02:22.6 02:29.9	96 95	03:24.4 03:31.6	93 84	02:53.0 03:33.4	124 90	03:38.5 109	03:22.6 80	03:36.4 78
91.		251	POLÁK Václav BBC Benesov Bike Club	1990	00:34:48.1 00:08:31.8	03:11.1 02:41.3	91 115	02:16.7 02:31.1	71 100	03:17.9 03:34.7	71 92	02:45.7 03:33.7	97 92	03:38.9 110	03:34.6 103	03:41.8 96
92.		84	KOSCHAT David 1160*	1987	00:34:49.3 00:08:33.0	03:22.0 02:36.2	116 102	02:26.0 02:27.1	111 90	03:26.8 03:29.1	100 79	02:45.0 03:23.4	93 70	03:33.3 98	03:37.0 109	03:43.1 101
93.		161	BÖHM Tomáš Sickbike	1996	00:34:50.3 00:08:34.0	03:10.5 02:32.6	88 93	02:26.7 02:25.8	114 85	03:22.4 03:34.5	88 91	02:45.6 03:40.1	96 100	03:28.7 85	03:39.0 113	03:43.9 104
94.		299	ŠULC Adam Bratrosestrov racing	1988	00:34:53.5 00:08:37.2	03:10.7 02:27.8	90 75	02:23.6 02:22.8	100 75	04:11.2 03:35.1	150 94	02:40.1 03:28.9	73 85	03:27.1 81	03:24.3 87	03:41.4 94
95.		102	VÁCLAVEK Lukáš Vaclbike.cz	1991	00:34:57.0 00:08:40.7	03:15.6 02:37.7	98 108	02:21.4 02:22.3	90 73	03:16.6 03:25.5	63 64	02:50.3 03:26.5	115 78	03:37.0 105	03:47.8 126	03:55.9 125
96.		211	HANUSKA Matus Extreem	1990	00:35:00.2 00:08:43.9	02:58.4 02:40.3	51 113	02:23.6 02:36.0	101 114	03:22.7 03:44.4	89 119	02:47.8 03:50.5	103 113	03:28.4 83	03:19.4 73	03:48.2 111



CRUSSFIS




Umístění	Stát	Číslo	Jméno	Rok	Čas Ztráta	RZ1 RZ8	RZ2 RZ9	RZ3 RZ10	RZ4 RZ11	RZ5	RZ6	RZ7							
97.		435	KLAUS Vojtěch	1996	00:35:04.5 00:08:48.2	03:23.1 02:31.9	121 89	02:20.8 02:32.8	88 105	03:28.5 03:41.4	104 110	02:40.1 03:39.8	74 99	03:31.6 03:39.8	94 99	03:33.4 03:39.8	101 110	03:40.5 03:39.8	89 99
98.		199	KŮNA Jakub Kokostezky	1987	00:35:06.1 00:08:49.9	03:04.5 02:32.2	73 91	02:20.5 02:27.2	87 91	03:26.5 03:34.2	98 90	02:55.7 03:36.3	131 94	03:42.5 03:35.5	119 106	03:35.5 03:50.7	106 106	03:50.7 03:50.7	114 114
99.		180	KÁLVIN Tamás HijackersCrew	1991	00:35:07.2 00:08:50.9	03:19.7 02:37.0	109 105	02:29.3 02:25.6	125 83	03:35.6 03:29.6	121 81	02:44.5 03:33.7	90 91	03:39.5 03:31.0	111 97	03:31.0 03:41.4	97 97	03:41.4 03:41.4	93 93
100.		416	CHALUPAR Florian Msc Kronast	1992	00:35:10.4 00:08:54.1	03:16.3 02:30.2	101 88	02:30.1 02:31.6	129 102	03:27.7 03:41.0	102 108	02:48.3 03:44.3	106 108	03:29.3 03:28.0	89 91	03:28.0 03:43.1	91 102	03:43.1 03:43.1	102 102
101.		458	GOGAL' Dávid	1992	00:35:11.1 00:08:54.8	03:27.1 02:29.4	127 83	02:29.0 02:31.0	122 98	03:34.7 03:43.0	119 114	02:49.3 03:43.1	111 105	03:32.2 03:15.8	97 58	03:15.8 03:36.2	58 58	03:36.2 03:36.2	76 76
102.		444	ENDER Kurt	1991	00:35:18.1 00:09:01.8	03:21.0 02:37.2	114 106	02:29.1 02:39.5	124 126	03:32.8 03:32.3	114 87	02:46.0 03:37.2	98 97	03:35.4 03:29.2	102 94	03:29.2 03:38.0	94 94	03:38.0 03:38.0	84 84
103.		469	HUŠEK Martin beCycle	1990	00:35:22.1 00:09:05.8	03:28.1 02:32.6	130 92	02:31.4 02:32.4	131 104	03:40.0 03:41.3	130 109	02:50.8 03:28.5	117 83	03:32.0 03:23.0	96 82	03:23.0 03:41.7	82 95	03:41.7 03:41.7	95 95
104.		120	CAPOUCH David APEX BIKE	1995	00:35:25.2 00:09:08.9	03:17.7 02:40.1	106 112	02:27.8 02:27.6	121 93	03:23.6 03:30.0	92 82	02:46.1 03:42.4	99 103	03:35.1 03:43.4	100 120	03:43.4 03:51.0	120 116	03:51.0 03:51.0	116 116
105.		116	TOMS Štěpán	1987	00:35:27.1 00:09:10.8	03:07.4 02:35.7	81 101	02:22.0 02:26.0	92 86	03:24.8 03:43.4	94 116	02:48.1 03:36.7	105 95	03:41.1 03:44.6	115 121	03:44.6 03:56.8	121 126	03:56.8 03:56.8	126 126
106.		100	OOSTERHUIS Jacco HPGS	1990	00:35:33.6 00:09:17.3	03:21.1 02:34.7	115 97	02:31.9 02:36.6	133 116	03:27.8 03:37.5	103 98	02:48.6 03:27.3	107 80	03:42.1 03:39.8	118 114	03:39.8 03:45.7	114 108	03:45.7 03:45.7	108 108
107.		143	HANISCH Florian Mecsek Invisibles	1988	00:35:40.9 00:09:24.6	03:22.0 02:44.0	117 121	02:23.7 02:32.9	102 106	03:27.6 03:39.9	101 104	02:48.1 03:44.1	104 107	03:41.2 03:35.0	116 104	03:35.0 03:41.9	104 97	03:41.9 03:41.9	97 97
108.		413	DRNEC Vítězslav	1992	00:35:43.0 00:09:26.8	03:20.9 02:35.2	113 98	02:27.7 02:28.2	120 94	03:50.2 03:42.3	142 113	02:41.5 03:34.7	79 93	03:46.5 03:37.1	125 110	03:37.1 03:38.2	110 85	03:38.2 03:38.2	85 85



CRUSSFIS



Umístění	Stát	Číslo	Jméno	Rok	Čas Ztráta	RZ1 RZ8	RZ2 RZ9	RZ3 RZ10	RZ4 RZ11	RZ5	RZ6	RZ7				
109.		341	KASPER Richard	1995	00:35:47.5 00:09:31.2	03:23.0 02:36.8	120 104	02:29.1 02:33.4	123 107	03:32.3 03:50.5	112 128	02:49.1 03:53.6	109 116	03:26.0 80	03:28.9 93	03:44.6 105
110.		127	KOHOUTEK Jakub	1987	00:35:52.1 00:09:35.8	03:17.7 02:46.5	105 125	02:26.1 02:35.1	112 113	03:32.0 03:43.0	110 115	02:49.4 03:41.8	113 102	03:30.0 90	03:35.3 105	03:55.0 123
111.		107	HEJPETR Patrik	1996	00:35:54.0 00:09:37.7	03:11.9 02:40.7	92 114	02:22.2 02:34.6	95 110	03:21.9 03:43.8	86 117	02:50.2 03:58.1	114 122	03:34.8 99	03:41.3 117	03:54.1 121
112.		437	KOCOUREK Václav	1996	00:35:57.3 00:09:41.0	03:19.8 02:33.9	110 94	02:25.5 02:40.5	109 127	03:32.2 03:44.9	111 120	02:49.1 03:50.6	110 114	03:38.1 108	03:38.5 112	03:43.8 103
113.		80	BENEŠ Jiří	1989	00:36:09.2 00:09:52.9	03:15.2 02:43.2	96 120	02:22.1 02:32.2	94 103	03:22.8 03:36.7	90 97	02:53.8 04:04.0	127 131	03:39.5 111	03:44.9 122	03:54.4 122
114.		338	FRIESEN Steven	1996	00:36:17.9 00:10:01.6	03:16.9 02:35.5	102 99	02:21.6 02:54.8	91 138	03:35.2 03:39.4	120 103	02:43.7 03:55.0	85 118	03:54.4 131	03:42.7 119	03:38.2 86
115.		81	CONTADO Alessandro	1990	00:36:27.5 00:10:11.2	03:17.2 02:49.1	104 130	02:27.5 02:34.7	116 111	03:26.3 03:41.5	96 111	02:51.2 03:41.1	119 101	03:37.6 106	03:45.5 123	04:15.5 142
116.		154	SZŰTS Gábor	1989	00:36:35.8 00:10:19.5	03:22.7 02:51.9	119 132	02:27.7 02:37.5	118 119	03:29.7 03:40.7	106 106	02:53.2 03:46.6	126 110	03:56.8 133	03:39.9 115	03:48.8 113
117.		246	KADEČKA Ondřej BBC Benesov Bike Club	1990	00:36:36.1 00:10:19.8	03:25.5 02:34.3	123 95	02:25.8 02:30.7	110 97	03:33.8 03:36.2	118 95	02:56.4 03:37.2	132 96	04:02.6 138	04:04.8 137	03:48.3 112
118.		382	BABACEK Christoph MuddyTeamBikers	1996	00:36:36.4 00:10:20.1	03:41.8 02:38.7	144 110	02:29.4 02:41.1	127 128	03:33.4 03:41.5	117 111	02:54.4 04:00.1	128 125	03:35.3 101	03:34.2 102	03:46.1 109
119.		210	GSCHWANDTNER Hara	1992	00:36:38.6 00:10:22.3	03:17.2 02:46.8	103 126	02:25.5 02:33.6	107 108	03:32.8 03:46.1	113 122	02:46.9 04:05.4	100 133	03:37.8 107	03:53.2 132	03:53.0 119
120.		205	ŠTAJNC David	1989	00:36:40.9 00:10:24.6	03:05.6 02:44.7	77 123	02:27.7 02:37.3	118 118	03:37.6 03:39.4	124 102	02:57.6 03:56.4	134 120	03:47.9 126	03:47.4 125	03:59.0 129



CRUSSFIS



Umístění	Stát	Číslo	Jméno	Rok	Čas Ztráta	RZ1 RZ8	RZ2 RZ9	RZ3 RZ10	RZ4 RZ11	RZ5	RZ6	RZ7							
121.		117	UNAR Štěpán Bike Rehab	1991	00:36:49.0 00:10:32.7	03:28.0 02:43.0	129 119	02:36.8 02:31.0	143 98	03:40.8 03:48.8	133 125	03:00.7 03:37.7	136 98	03:43.7 03:37.7	120 98	03:37.8 03:37.7	111 98	04:00.2 04:00.2	132 132
122.		450	SKALA Filip	1994	00:36:58.7 00:10:42.4	03:15.5 02:38.1	97 109	02:25.5 02:38.4	108 124	03:37.7 03:52.1	125 129	02:53.0 04:00.2	124 126	03:54.7 03:54.7	132 132	03:47.9 03:47.9	127 127	03:55.1 03:55.1	124 124
123.		348	SERVOS Roman MTB Club Aus der Puste	1989	00:36:59.7 00:10:43.5	03:48.2 02:41.4	148 116	02:35.4 02:30.4	142 96	03:38.1 03:47.4	126 124	02:52.5 03:46.7	123 111	03:44.0 03:44.0	122 122	03:42.7 03:42.7	118 118	03:52.5 03:52.5	118 118
124.		245	ILYES David	1990	00:37:02.4 00:10:46.1	03:20.8 03:39.5	112 147	02:19.0 02:38.7	83 125	03:26.5 03:53.0	97 131	02:47.5 03:53.9	102 117	03:31.5 03:31.5	93 93	03:23.5 03:23.5	83 83	04:08.1 04:08.1	137 137
125.		156	VARGA Sándor	1987	00:37:04.0 00:10:47.8	03:39.7 02:41.7	140 117	02:29.4 02:38.0	126 122	03:29.5 03:46.7	105 123	02:49.0 03:48.5	108 112	03:42.1 03:42.1	117 117	04:13.6 04:13.6	143 143	03:45.6 03:45.6	106 106
126.		320	FÄTH Patrick	1989	00:37:15.9 00:10:59.6	03:25.0 02:47.7	122 128	02:26.6 02:38.2	113 123	03:40.5 03:53.8	132 133	02:51.6 04:03.2	120 130	03:45.1 03:45.1	124 124	03:46.5 03:46.5	124 124	03:57.3 03:57.3	128 128
127.		247	KALENDA David	1987	00:37:28.9 00:11:12.6	02:32.5 02:59.9	5 137	02:34.3 02:36.9	141 117	03:40.5 03:40.5	131 105	02:51.6 03:56.2	120 119	04:07.4 04:07.4	140 140	04:14.5 04:14.5	144 144	04:14.2 04:14.2	141 141
128.		115	RŮŽIČKA Radek	1993	00:37:34.9 00:11:18.6	03:16.2 02:40.0	99 111	02:23.4 02:44.7	99 134	03:30.8 03:45.2	107 121	03:56.1 03:28.1	153 82	03:40.7 03:40.7	113 113	03:51.6 03:51.6	130 130	04:17.6 04:17.6	143 143
129.		436	KOCEK Karel	1988	00:37:37.7 00:11:21.4	03:31.8 02:52.5	133 134	02:31.5 02:43.7	132 132	03:39.4 03:53.0	129 130	03:01.6 03:59.7	137 124	03:41.0 03:41.0	114 114	03:35.8 03:35.8	107 107	04:07.2 04:07.2	136 136
130.		296	NOVÁK Odřej	1996	00:38:09.0 00:11:52.7	03:36.9 02:52.2	137 133	02:33.3 02:42.6	137 130	03:36.9 03:58.5	123 136	02:54.5 04:12.2	129 136	03:45.1 03:45.1	123 123	04:03.6 04:03.6	136 136	03:53.0 03:53.0	120 120
131.		463	SKŘIVÁNEK Adam	1989	00:38:11.8 00:11:55.5	03:46.7 02:47.4	147 127	02:34.2 02:37.7	140 121	03:42.0 03:53.2	134 132	02:58.7 04:17.1	135 137	03:52.9 03:52.9	130 130	03:49.6 03:49.6	129 129	03:52.1 03:52.1	117 117
132.		288	FORGÓ Filip	1989	00:38:19.7 00:12:03.5	03:41.2 02:46.2	142 124	02:34.0 02:56.2	139 140	03:51.3 04:03.2	143 138	02:55.6 03:52.5	130 115	03:49.0 03:49.0	128 128	03:49.4 03:49.4	128 128	04:00.8 04:00.8	133 133



CRUSSFIS



Umístění	Stát	Číslo	Jméno	Rok	Čas Ztráta	RZ1 RZ8	RZ2 RZ9	RZ3 RZ10	RZ4 RZ11	RZ5	RZ6	RZ7				
133.		337	ECKERSTORFER Manu	1996	00:38:25.3 00:12:09.0	03:20.0 03:11.0	111 145	02:22.0 02:37.5	93 119	03:46.4 04:35.2	136 146	02:50.5 04:01.8	116 127	03:57.3 03:52.3	134 131	03:50.9 115
134.		475	SABO Juraj	1990	00:38:34.6 00:12:18.3	03:31.9 03:07.5	134 143	02:32.4 02:42.6	134 129	03:47.9 03:49.6	138 127	02:56.4 04:08.6	132 135	03:52.6 04:04.8	129 137	03:59.9 131
135.		396	AUFREITER Georg	1988	00:38:57.8 00:12:41.5	03:28.9 02:49.2	131 131	02:33.2 02:46.4	136 135	03:38.1 04:13.7	127 142	03:01.7 04:40.3	138 145	03:48.9 03:57.0	127 134	03:59.9 130
136.		190	TOROK Balazs	1991	00:39:01.2 00:12:44.9	03:35.5 02:44.1	136 122	02:29.9 02:44.2	128 133	03:36.0 03:44.1	122 118	03:05.1 03:56.7	140 121	04:34.7 04:21.3	148 145	04:09.3 138
137.		464	SVOBODA Sebastian Fotfik na kole	1992	00:39:38.3 00:13:22.0	03:40.7 02:58.7	141 136	02:33.2 02:36.1	135 115	03:47.6 04:05.8	137 139	03:11.5 04:22.4	142 139	04:11.2 04:05.3	145 139	04:05.6 135
138.		401	HIMMELSTOß Peter Loose Riders Regensburg	1991	00:40:01.9 00:13:45.6	03:41.6 02:48.4	143 129	02:40.8 02:48.8	145 136	03:48.8 03:59.7	140 137	03:20.5 04:31.6	148 141	04:12.8 04:07.7	146 141	04:00.9 134
139.		418	KOTRCH Marek	1993	00:40:49.5 00:14:33.2	03:42.1 02:57.6	145 135	03:17.3 02:55.3	155 139	04:00.1 03:53.9	146 134	03:04.1 04:02.4	139 129	04:00.3 04:35.0	136 146	04:21.0 146
140.		513	TUPEC Tomáš #fotfiknakole	1993	00:41:04.9 00:14:48.7	03:57.8 03:09.1	150 144	02:46.7 02:56.8	148 141	03:55.7 04:09.4	145 140	03:20.0 04:28.1	147 140	04:07.9 04:00.1	141 135	04:13.0 139
141.		336	DORNINGER Klemens SVG Radsport	1988	00:41:09.1 00:14:52.8	03:51.9 03:06.6	149 142	02:42.6 02:57.5	147 142	04:03.8 04:12.3	147 141	03:10.6 04:18.9	141 138	04:09.7 04:11.9	143 142	04:22.9 147
142.		292	KOCOUREK Vojtěch	1990	00:41:29.7 00:15:13.4	03:44.8 03:03.5	146 139	02:33.9 03:01.7	138 143	03:46.1 04:15.2	135 143	03:12.6 04:32.6	143 143	04:13.1 04:47.8	147 149	04:18.1 144
143.		461	MYNAŘ Maroš	1993	00:41:31.6 00:15:15.3	03:37.4 03:02.8	138 138	02:40.7 02:50.7	144 137	04:10.2 04:16.4	149 144	03:13.2 05:14.3	144 147	04:05.3 04:06.9	139 140	04:13.2 140
144.		254	SVOJŠE Otakar	1988	00:43:11.4 00:16:55.1	04:04.9 03:06.4	152 141	02:58.1 03:02.9	153 144	04:12.1 04:21.2	151 145	03:22.6 04:38.3	149 144	04:11.1 04:40.0	144 148	04:33.3 148









CRUSSFIS



Umístění	Stát	Číslo	Jméno	Rok	Čas Ztráta	RZ1 RZ8	RZ2 RZ9	RZ3 RZ10	RZ4 RZ11	RZ5	RZ6	RZ7							
145.		259	JANOUSĚK Martin	1990	00:43:17.7 00:17:01.5	03:33.1 03:05.0	135 140	02:26.8 03:10.3	115 145	03:33.1 04:49.3	115 149	03:13.7 05:32.5	145 148	04:37.7 04:55.2	151 150	04:20.6 145			
146.		354	DVOŘÁK Radim CykloKolonial Enduro Team	1987	00:45:32.1 00:19:15.8	03:22.4 11:57.2	118 153	02:22.6 02:42.8	97 131	03:33.2 03:56.0	116 135	02:51.9 04:04.5	122 132	03:31.1 03:28.6	92 92	03:41.3 92			
147.		200	RAJSKÝ Jakub	1988	00:45:54.0 00:19:37.7	03:39.1 03:42.7	139 148	02:50.3 03:23.1	150 147	03:52.1 04:48.6	144 148	03:29.5 05:08.0	150 146	04:35.1 05:22.0	149 152	05:03.2 152			
148.		207	ULČ Ondřej	1996	00:49:43.6 00:23:27.3	04:05.9 05:33.3	153 150	02:55.7 03:33.5	152 148	04:15.4 05:25.7	152 151	03:35.8 05:58.2	151 149	04:36.7 04:56.1	150 151	04:46.8 149			
149.		273	BALLAUF Lorenz Flatdroppers	1989	00:50:43.7 00:24:27.4	04:38.3 03:50.1	154 149	03:00.5 03:21.1	154 146	04:16.8 04:46.2	154 147	03:45.9 06:00.4	152 150	05:48.0 06:04.5	153 153	05:11.4 153			
		86	MÍKA Antonín	1992	DNF	02:53.5	34	02:09.6 02:12.3	35 36	03:12.2 03:18.0	47 45	03:00.8	22						
		160	BOHÁČEK Roman	1987	DNF	03:27.4 02:41.7	128 117	02:41.0	146	03:49.8	141	02:49.3	112	03:57.3	134	03:53.4	133	03:57.1	127
		232	MASLOV Anton Prague Enduro Committee	1991	DNF	03:17.9 02:34.7	108 96	02:23.8	103	03:23.5	91	02:44.5	89	04:01.4	137	03:40.9	116	04:51.9	151
		249	KLAPUCH Michal	1987	DNF	04:02.6	151	02:52.8	151	04:17.6	155								
		256	ČERNÝ Jakub RAMALA Rakovník	1988	DNF	03:04.0 05:39.7	71 151	02:15.8	63	03:18.2	73	02:43.8	87	03:24.4	77	03:24.5	88	03:32.6	65
		325	KREJČÍ Jakub	1990	DNF	04:50.2	156												
		340	JÖSTING Sebastian	1992	DNF	04:39.3 03:37.2	155 146	02:49.9 03:54.2	149 150	04:04.5 04:55.1	148 150	03:13.7	145	04:46.8	152	04:39.3	147	04:50.5	150



Umístění	Stát	Číslo	Jméno	Rok	Čas Ztráta	RZ1 RZ8	RZ2 RZ9	RZ3 RZ10	RZ4 RZ11	RZ5	RZ6	RZ7					
1.		397	BRAUMANN Birgit Wiener Sport-Club	1973	00:33:25.4 00:00:00.0	03:07.1 02:27.1	1 1	02:18.2 02:23.5	1 1	03:21.2 03:29.0	1 1	02:45.0 03:30.0	1 1	03:20.7 03:09.1	1 1	03:34.1 03:34.1	1 1
2.		252	POTOČÁROVÁ Lucie	1985	00:40:10.6 00:06:45.2	03:49.8 02:40.3	3 2	02:41.2 02:47.5	3 2	03:51.1 04:03.7	3 2	02:55.1 04:25.2	2 2	04:17.2 04:37.6	4 4	04:01.5 04:01.5	2 2
3.		371	GLANZ Almuth Anna	1982	00:40:25.5 00:07:00.1	03:47.2 03:08.0	2 4	02:37.4 02:57.3	2 3	03:46.1 04:22.3	2 4	03:04.3 05:00.2	3 5	03:44.0 03:51.0	2 2	04:07.1 04:07.1	3 3
4.		368	BENSON Veronika	1976	00:42:26.2 00:09:00.8	04:11.2 03:03.6	5 3	02:55.8 02:59.7	5 4	04:10.2 04:19.3	5 3	03:17.6 04:47.5	4 4	04:06.6 04:11.7	3 3	04:22.5 04:22.5	4 4
5.		176	CSEH Veronika ALPINBIKE	1970	00:44:24.9 00:10:59.5	03:51.3 03:25.4	4 5	02:48.1 03:21.3	4 5	03:55.8 04:27.3	4 5	03:37.3 04:33.1	5 3	04:31.6 05:13.0	5 5	04:40.3 04:40.3	5 5
		101	PESTA Victoria	1983	DNF	04:31.0	6	03:13.9	6	04:26.7	6						



CRUSSFIS



Umístění	Stát	Číslo	Jméno	Čas	RZ1	RZ2	RZ3	RZ4	RZ5	RZ6	RZ7								
			Klub	Rok	Ztráta	RZ8	RZ9	RZ10	RZ11										
1.		317	ŽILÁK František Bukestrike.com	1981	00:28:32.0 00:00:00.0	02:40.0 02:06.2	1 1	01:57.5 01:56.8	1 1	02:59.1 02:57.4	1 1	02:21.0 02:49.2	1 1	02:53.9 02:53.9	1 1	02:44.0 02:44.0	1 1	03:06.5 03:06.5	1 1
2.		304	ZAJÍC Honza Vodiči Kol	1980	00:29:31.6 00:00:59.6	02:47.3 02:09.3	5 2	02:03.0 02:03.3	2 2	03:03.6 03:04.0	4 2	02:25.4 03:01.5	4 6	02:57.7 02:57.7	2 2	02:48.0 02:48.0	2 2	03:08.3 03:08.3	2 2
3.		327	LANGE Oliver Team Galaktika	1983	00:30:06.2 00:01:34.1	02:41.8 02:14.1	2 6	02:05.4 02:06.8	4 4	03:05.9 03:09.5	7 4	02:25.3 02:53.9	3 2	03:04.4 03:04.4	4 4	02:54.0 02:54.0	3 3	03:24.6 03:24.6	9 9
4.		182	ÖRDÖG Dániel ALPINBIKE	1982	00:30:06.9 00:01:34.8	02:43.0 02:14.8	3 8	02:03.5 02:05.3	3 3	03:02.8 03:08.3	3 3	02:23.6 02:58.3	2 3	03:06.5 03:06.5	8 8	03:00.7 03:00.7	7 7	03:19.4 03:19.4	5 5
5.		216	SCHIESTL Markus Dirty Trail Friends	1985	00:30:11.8 00:01:39.8	02:44.0 02:13.8	4 4	02:07.1 02:10.0	7 8	03:01.9 03:15.1	2 11	02:25.7 03:00.8	6 5	03:00.1 03:00.1	3 3	02:54.9 02:54.9	4 4	03:18.1 03:18.1	3 3
6.		197	KAISER Martin MX Včelná	1977	00:30:55.5 00:02:23.5	02:48.4 02:17.9	7 14	02:07.0 02:08.2	6 7	03:05.9 03:12.3	6 8	02:25.6 03:00.6	5 4	03:18.6 03:18.6	30 30	03:04.3 03:04.3	10 10	03:26.3 03:26.3	10 10
7.		408	PROHASKA Oliver Wienerwald Trails - Trailcenter Wien	1983	00:30:58.1 00:02:26.0	02:47.7 02:18.3	6 15	02:05.9 02:13.8	5 11	03:05.5 03:09.7	5 5	02:27.2 03:03.2	7 7	03:06.3 03:06.3	7 7	03:19.9 03:19.9	39 39	03:20.0 03:20.0	6 6
8.		505	PECINA Robert Cykloteam Ostrov	1985	00:31:05.6 00:02:33.5	02:54.8 02:17.0	13 12	02:10.8 02:07.8	15 6	03:06.9 03:09.8	9 6	02:32.2 03:05.5	15 8	03:07.3 03:07.3	10 10	03:05.4 03:05.4	11 11	03:27.6 03:27.6	14 14
9.		289	FRÍBL Zdeněk Vodiči Kol	1982	00:31:10.6 00:02:38.6	02:51.6 02:17.6	8 13	02:09.2 02:07.7	9 5	03:10.1 03:12.2	11 7	02:29.9 03:06.8	9 11	03:07.0 03:07.0	9 9	02:59.9 02:59.9	6 6	03:38.3 03:38.3	39 39
10.		173	TOUŠEK Pavel EPO	1985	00:31:10.8 00:02:38.8	02:51.7 02:22.3	9 23	02:07.9 02:14.0	8 12	03:06.8 03:15.1	8 10	02:32.0 03:06.0	14 9	03:06.0 03:06.0	6 6	02:57.6 02:57.6	5 5	03:31.0 03:31.0	20 20
11.		104	DEALINO Dandy JONES CYCLES RACING	1981	00:31:13.7 00:02:41.7	02:53.0 02:15.1	11 9	02:12.0 02:11.6	18 9	03:14.0 03:16.5	16 13	02:32.5 03:06.5	16 10	03:05.1 03:05.1	5 5	03:05.6 03:05.6	12 12	03:21.5 03:21.5	7 7
12.		215	PILLINGER Bernhard Dirty Trail Friends	1985	00:31:53.3 00:03:21.2	03:01.3 02:13.7	25 3	02:15.6 02:13.6	27 10	03:14.2 03:20.0	17 18	02:28.9 03:27.0	8 32	03:07.7 03:07.7	11 11	03:03.7 03:03.7	9 9	03:27.1 03:27.1	13 13



CRUSSFIS



Umístění	Stát	Číslo	Jméno	Rok	Čas	Ztráta	RZ1	RZ2	RZ3	RZ4	RZ5	RZ6	RZ7							
		Klub					RZ8	RZ9	RZ10	RZ11										
13.		474	POTĚŠIL Jiří	1984	00:31:55.9		03:01.6	26	02:10.7	14	03:10.8	12	02:30.9	12	03:10.8	17	03:09.5	19	03:33.5	27
						00:03:23.9	02:14.5	7	02:19.0	27	03:17.6	14	03:16.6	20						
14.		198	KOVÁŘ Marek Koko Saalbach Niggaz	1977	00:32:02.8		02:59.1	18	02:09.5	10	03:12.8	13	02:34.7	23	03:10.6	16	03:15.2	30	03:34.5	29
						00:03:30.8	02:19.4	18	02:15.6	18	03:20.9	19	03:10.2	14						
15.		118	VESELSKÝ Filip	1985	00:32:02.9		02:53.0	10	02:14.1	23	03:14.3	18	02:45.2	56	03:08.9	13	03:14.1	27	03:30.5	19
						00:03:30.9	02:24.4	31	02:16.0	19	03:14.2	9	03:07.8	12						
16.		355	KADERKA Jan Cyklokoloniál Enduro team	1982	00:32:12.0		02:55.5	15	02:09.5	11	03:13.4	14	02:35.3	25	03:10.3	15	03:08.1	15	03:26.9	12
						00:03:40.0	02:23.2	24	02:16.0	20	03:30.8	38	03:22.7	28						
17.		105	FULÍN Michal	1984	00:32:16.4		02:58.5	17	02:11.5	16	03:18.1	22	02:31.3	13	03:17.9	26	03:06.0	13	03:30.4	18
						00:03:44.4	02:23.3	27	02:18.1	24	03:27.8	33	03:13.1	17						
18.		271	ALBRECHT Luboš Bikestrike.com	1982	00:32:19.5		02:59.9	22	02:12.0	19	03:16.4	20	02:34.1	18	03:17.4	25	03:09.1	18	03:37.9	37
						00:03:47.5	02:19.0	17	02:15.2	16	03:22.0	20	03:16.2	18						
19.		496	HULBOJ René Endurobiker Třinec	1978	00:32:24.0		03:08.2	40	02:10.0	12	03:16.0	19	02:38.8	32	03:18.0	28	03:12.9	24	03:26.7	11
						00:03:51.9	02:15.8	11	02:21.3	31	03:25.7	30	03:10.0	13						
20.		261	KŘIVSKÝ Tomáš	1983	00:32:29.7		03:02.1	27	02:13.8	22	03:17.3	21	02:33.0	17	03:09.2	14	03:14.0	26	03:31.8	23
						00:03:57.6	02:20.3	19	02:18.5	25	03:23.0	24	03:26.2	31						
21.		128	KRUTSKY Jaroslav Lacus	1983	00:32:31.7		03:04.8	31	02:16.0	28	03:18.9	28	02:36.7	26	03:16.0	22	03:11.4	20	03:31.9	24
						00:03:59.7	02:24.5	32	02:18.7	26	03:20.0	17	03:12.6	15						
22.		164	GIERTH Paul Shrederz e.V.	1986	00:32:36.8		02:58.3	16	02:11.6	17	03:24.7	44	02:34.5	22	03:19.5	34	03:22.0	44	03:31.2	22
						00:04:04.8	02:27.9	42	02:15.6	17	03:18.0	15	03:13.0	16						
23.		163	DOSKOČIL Tomáš P4LM	1983	00:32:43.5		02:59.2	20	02:16.0	28	03:20.8	31	02:34.1	18	03:13.5	20	03:08.7	17	03:35.1	32
						00:04:11.4	02:23.8	28	02:18.0	23	03:24.5	28	03:29.5	38						
24.		517	ŠEBESTA Marek	1986	00:32:46.9		02:55.3	14	02:13.8	21	03:18.5	26	02:34.9	24	03:11.6	18	03:13.2	25	03:34.8	30
						00:04:14.9	02:23.2	26	02:31.1	51	03:28.9	34	03:21.2	25						



CRUSSIS



Umístění	Stát	Číslo	Jméno	Rok	Čas Ztráta	RZ1 RZ8	RZ2 RZ9	RZ3 RZ10	RZ4 RZ11	RZ5	RZ6	RZ7				
25.		501	KOVÁŘ Pet'as	1982	00:32:47.4 00:04:15.3	03:04.2 02:27.7	30 41	02:14.2 02:16.3	24 21	03:23.6 03:29.8	39 36	02:41.8 03:16.3	44 19	03:13.5 03:11.8	21 21	03:27.8 15
26.		497	KALISTA Marek	1986	00:32:52.1 00:04:20.0	02:59.2 02:15.5	19 10	02:16.4 02:33.7	31 58	03:20.5 03:29.2	29 35	02:30.8 03:34.6	11 49	03:19.3 03:08.4	33 16	03:24.1 8
27.		387	MACHÁČEK Tomáš	1977	00:32:56.7 00:04:24.7	02:59.3 02:29.5	21 44	02:16.7 02:23.2	34 36	03:23.0 03:24.3	34 27	02:37.3 03:21.7	28 26	03:13.2 03:12.7	19 23	03:35.5 34
28.		147	MOLNÁR Ferenc	1986	00:32:57.5 00:04:25.4	03:05.5 02:27.1	33 37	02:16.3 02:14.9	30 15	03:24.2 03:22.5	41 22	02:37.5 03:17.0	29 21	03:22.1 03:17.0	41 31	03:33.0 25
29.		131	MACEK Pavel Západočeská trailárenská	1986	00:33:00.0 00:04:27.9	03:00.5 02:25.4	23 34	02:10.7 02:19.6	13 29	03:13.8 03:23.0	15 25	02:41.5 03:18.1	42 22	03:20.1 03:20.6	36 41	03:46.3 58
30.		177	GÖNCZI Gábor FRO Racing	1984	00:33:09.1 00:04:37.1	03:04.9 02:21.9	32 22	02:14.9 02:16.4	26 22	03:18.4 03:31.4	25 39	02:38.7 03:22.1	30 27	03:22.1 03:14.9	40 29	03:43.2 52
31.		169	PEPRNÝ Marcel	1977	00:33:19.1 00:04:47.1	03:03.2 02:35.3	28 56	02:18.4 02:24.5	37 42	03:24.0 03:27.6	40 32	02:41.5 03:20.4	41 24	03:18.3 03:12.2	29 22	03:33.1 26
32.		203	ŠRÁMEK Jiří KOJEBIKE.cz	1980	00:33:20.5 00:04:48.4	03:10.6 02:28.2	44 43	02:19.5 02:21.6	40 32	03:18.3 03:19.0	24 16	02:41.2 03:23.9	40 29	03:23.0 03:20.0	42 40	03:34.9 31
33.		189	TIMPAUER Zsolt	1980	00:33:20.6 00:04:48.6	03:07.5 02:24.0	38 29	02:21.7 02:14.2	51 13	03:27.9 03:22.2	57 21	02:34.4 03:31.0	20 42	03:23.5 03:23.9	44 48	03:29.9 17
34.		165	HAJNÝ Martin Sick Bike	1986	00:33:28.6 00:04:56.5	03:00.5 02:26.0	23 35	02:16.4 02:23.6	31 39	03:20.5 03:34.1	30 43	02:38.8 03:28.6	32 36	03:19.2 03:18.3	31 34	03:42.2 50
35.		404	KÖPFELSBERGER Mic koa Leiberl	1978	00:33:36.8 00:05:04.8	03:10.5 02:29.7	42 46	02:20.0 02:23.4	46 38	03:18.6 03:26.4	27 31	02:45.1 03:27.3	55 34	03:20.5 03:18.9	38 36	03:36.0 35
36.		457	ZALOZNIK Nejc MTB Ojstra rida	1986	00:33:42.8 00:05:10.8	03:14.3 02:25.1	52 33	02:18.6 02:22.4	38 33	03:22.7 03:30.6	33 37	02:39.2 03:31.9	37 43	03:26.8 03:19.5	47 37	03:31.2 21



CRUSSFIS



Umístění	Stát	Číslo	Jméno	Rok	Čas Ztráta	RZ1 RZ8	RZ2 RZ9	RZ3 RZ10	RZ4 RZ11	RZ5	RZ6	RZ7				
37.		319	DOBROWOHL Lutz Radlager Graz	1982	00:33:56.0 00:05:24.0	03:07.8 02:21.2	39 21	02:14.3 02:25.6	25 43	03:41.5 03:22.7	76 23	02:43.4 03:30.3	50 41	03:27.9 49	03:22.4 47	03:38.5 40
38.		265	ŠŤASTNÝ Martin Norco Bicycles	1980	00:33:58.3 00:05:26.3	03:07.0 02:29.6	36 45	02:22.1 02:23.2	53 37	03:25.7 03:32.2	48 41	02:45.0 03:34.7	54 50	03:20.2 37	03:22.1 46	03:36.2 36
39.		258	GRABMÜLLER Jan BikeFactory Strakonice	1981	00:34:01.1 00:05:29.1	03:07.0 02:31.6	35 49	02:17.0 02:30.0	35 50	03:23.6 03:32.2	38 41	02:44.1 03:30.2	52 39	03:27.5 48	03:19.6 38	03:38.0 38
40.		446	JEROMEL Peter	1979	00:34:08.1 00:05:36.1	03:09.8 02:27.2	41 39	02:22.6 02:31.6	54 54	03:25.7 03:40.9	48 57	02:39.1 03:32.3	36 45	03:28.9 51	03:14.4 28	03:35.1 33
41.		331	PECHAC Kamil Bowdeny zla!	1983	00:34:08.9 00:05:36.8	03:11.7 02:27.2	46 39	02:19.6 02:27.1	41 46	03:26.8 03:35.2	53 47	02:42.8 03:40.6	47 57	03:19.3 32	03:17.7 33	03:40.5 44
42.		260	KOTEK Michal RAMALA Rakovník	1983	00:34:13.5 00:05:41.4	03:11.6 02:31.5	45 48	02:20.0 02:26.2	43 45	03:23.3 03:41.7	35 59	02:43.2 03:27.3	49 33	03:23.4 43	03:21.6 43	03:43.4 53
43.		287	CILLER Tomáš Black Sheep	1980	00:34:17.5 00:05:45.4	03:03.3 02:23.2	29 24	02:19.1 02:40.2	39 71	03:23.3 03:44.0	36 61	02:51.8 03:32.3	65 44	03:21.3 39	03:18.3 34	03:40.3 43
44.		290	CHMELÍK Jaromír PaB	1977	00:34:30.6 00:05:58.6	03:07.2 02:33.5	37 53	02:20.5 02:23.7	47 40	03:26.0 03:37.6	51 53	02:45.8 03:32.8	57 46	03:26.2 46	03:24.2 49	03:53.0 70
45.		266	ŠVARC Tomáš RAMALA Rakovník	1984	00:34:40.7 00:06:08.7	03:13.0 02:33.5	49 53	02:24.7 02:21.2	62 30	03:24.6 03:38.3	43 55	02:50.2 03:30.2	63 40	03:31.8 54	03:29.9 53	03:42.9 51
46.		467	BURDA Josef	1985	00:34:41.4 00:06:09.3	03:19.5 02:37.2	60 59	02:21.9 02:28.8	52 49	03:30.7 03:24.0	61 26	02:42.4 03:27.7	46 35	03:33.6 56	03:29.7 52	03:45.5 57
47.		367	BENSON Cory Bikerumor.com	1978	00:34:50.5 00:06:18.4	03:20.6 02:27.1	61 38	02:20.0 02:24.4	45 41	03:26.0 03:44.3	51 62	02:41.6 03:34.2	43 47	03:38.0 66	03:32.2 55	03:41.7 49
48.		335	ŠŮNA Martin Kroubang Racing	1979	00:34:50.6 00:06:18.6	03:10.6 02:32.8	43 52	02:21.3 02:26.1	50 44	03:41.6 03:36.1	77 49	02:43.5 03:39.4	51 56	03:31.6 53	03:22.0 44	03:45.1 55



CRUSSFIS



Umístění	Stát	Číslo	Jméno	Rok	Čas Ztráta	RZ1 RZ8	RZ2 RZ9	RZ3 RZ10	RZ4 RZ11	RZ5	RZ6	RZ7				
49.		149	NEMETH Marton Mecsek Invisibles	1985	00:34:55.5 00:06:23.4	03:22.4 02:32.2	65 50	02:20.5 02:36.6	48 63	03:22.0 03:37.3	32 52	02:42.1 03:34.4	45 48	03:36.7 62	03:30.4 54	03:40.5 44
50.		346	RUMPFHUBER Stefan 2RadChaoten.com	1977	00:35:13.1 00:06:41.1	03:11.7 02:26.7	48 36	02:19.9 02:40.6	42 74	03:37.4 03:36.6	70 50	02:40.2 03:41.4	39 58	03:36.2 59	03:42.6 68	03:39.5 42
51.		409	RUDOLF Ondřej www.grafix-mx.com	1984	00:35:18.4 00:06:46.3	03:14.2 02:32.4	51 51	02:20.6 02:35.7	49 60	03:24.6 03:32.1	42 40	02:39.0 03:29.1	35 37	04:14.7 90	03:34.2 59	03:41.2 46
52.		202	SUCHOPÁR Aleš #kazdejzasebe	1981	00:35:19.1 00:06:47.1	03:16.3 02:34.6	54 55	02:24.7 02:32.1	61 56	03:31.5 03:34.2	63 45	02:44.7 03:35.7	53 51	03:32.8 55	03:37.1 63	03:55.0 73
53.		434	HEISTERKAMP Pascal	1984	00:35:28.5 00:06:56.5	03:23.5 02:30.4	67 47	02:23.5 02:22.5	57 34	03:37.2 03:34.2	69 44	02:47.2 04:00.8	60 71	03:42.2 68	03:25.1 50	03:41.5 48
54.		220	TUČNÝ Martin	1983	00:35:34.8 00:07:02.7	03:16.4 02:42.6	55 65	02:24.3 02:33.7	58 57	03:31.4 03:47.1	62 65	02:47.1 03:37.5	59 53	03:28.7 50	03:32.6 56	03:52.9 69
55.		221	VEGH Istvan NF Ebreichsdorf	1985	00:35:34.9 00:07:02.9	03:11.7 02:48.1	46 76	02:20.0 02:35.1	43 59	03:25.6 03:38.6	47 56	02:49.2 03:42.9	62 60	03:35.7 57	03:33.9 58	03:53.6 72
56.		145	KOCH Márton	1985	00:35:42.1 00:07:10.0	03:24.7 02:39.0	72 60	02:29.1 02:28.5	66 47	03:26.8 03:48.4	53 66	02:48.5 03:36.3	61 52	03:31.1 52	03:36.7 61	03:52.6 68
57.		140	FÜLÖP Zsolt	1986	00:35:48.3 00:07:16.3	03:22.6 02:42.4	66 64	02:22.9 02:22.8	55 35	03:25.7 03:37.9	48 54	02:47.0 04:11.6	58 79	03:36.5 61	03:39.4 65	03:39.0 41
58.		139	EGYED Gábor	1985	00:35:49.8 00:07:17.7	03:24.4 02:40.3	71 62	02:29.8 02:28.8	69 48	03:26.9 03:37.2	55 51	02:53.8 03:38.0	68 54	03:44.5 72	03:40.6 66	03:45.0 54
59.		264	ŘEZNÍČEK Jan	1983	00:35:52.0 00:07:20.0	03:17.2 02:43.8	57 67	02:24.6 02:42.3	60 75	03:23.5 03:35.5	37 48	02:39.6 03:57.7	38 69	03:36.4 60	03:33.1 57	03:57.7 75
60.		135	PASTORČÁK Pavel JP Bikes	1984	00:35:56.3 00:07:24.3	03:05.9 02:40.9	34 63	02:16.4 02:36.0	33 61	03:18.1 03:47.0	22 64	02:42.8 03:45.4	48 61	03:47.9 76	04:07.8 84	03:47.7 60



CRUSSFIS



Umístění	Stát	Číslo	Jméno	Rok	Čas Ztráta	RZ1 RZ8	RZ2 RZ9	RZ3 RZ10	RZ4 RZ11	RZ5	RZ6	RZ7				
61.		94	VLAS Lukáš	1986	00:36:16.3 00:07:44.3	03:19.2 02:44.3	58 71	02:32.6 02:31.5	74 53	03:32.2 03:41.7	64 58	02:52.1 03:51.2	66 65	03:37.4 64	03:41.4 67	03:52.3 67
62.		150	OZSVART András Mecsek Invisibles	1983	00:36:42.6 00:08:10.6	03:23.9 02:49.0	69 77	02:29.1 02:53.5	67 87	03:28.9 03:42.6	60 60	02:50.9 03:46.8	64 62	03:43.7 70	03:48.4 74	03:45.4 56
63.		248	KAUKER Márton	1986	00:36:51.3 00:08:19.2	03:23.7 02:39.2	68 61	02:23.0 02:39.3	56 70	03:28.3 03:53.9	58 73	03:00.3 03:55.3	81 66	03:43.7 71	03:52.5 79	03:51.6 64
64.		392	TOUŠ Pavel KT Bikers	1977	00:37:08.0 00:08:35.9	03:24.2 02:45.3	70 72	02:24.8 02:40.5	63 73	03:28.8 03:46.6	59 63	02:58.4 04:17.9	79 83	03:49.3 78	03:44.8 71	03:47.1 59
65.		489	CYPRICH Michal	1983	00:37:19.0 00:08:47.0	03:22.1 02:43.2	64 66	02:36.8 02:39.1	78 69	03:35.2 03:55.7	67 74	02:56.8 04:11.2	76 78	03:37.3 63	03:49.5 76	03:51.7 66
66.		504	PALIVEC Vít	1979	00:37:33.4 00:09:01.4	03:16.5 02:44.0	56 70	02:31.3 02:38.6	71 67	03:40.5 04:05.3	74 86	02:56.0 04:02.6	72 74	03:50.4 81	03:48.2 73	03:59.6 76
67.		388	SVOBODA Miloslav FR Bikes	1978	00:37:34.4 00:09:02.4	03:21.3 02:46.6	62 74	02:33.7 02:46.6	76 82	03:34.7 04:02.5	66 82	03:07.5 03:51.2	88 64	03:50.4 82	03:39.2 64	04:00.3 78
68.		178	HOLCZER Andras	1986	00:37:48.2 00:09:16.2	03:34.2 02:46.5	77 73	02:39.3 02:38.8	82 68	03:45.4 03:49.7	79 70	02:56.4 03:42.7	74 59	03:38.1 67	04:06.9 83	04:09.8 87
69.		425	VALA Jakub	1980	00:38:09.1 00:09:37.0	03:29.2 02:53.7	76 81	02:32.7 02:48.1	75 83	03:42.9 04:00.0	78 78	03:03.2 04:04.3	85 76	03:50.1 79	03:44.8 70	03:59.6 77
70.		440	STEINKEMPER Jörg Radfűchse Büren	1977	00:38:13.6 00:09:41.5	03:40.8 02:43.9	84 68	02:28.1 02:43.7	65 79	03:54.0 04:05.3	87 85	03:02.1 04:01.5	83 73	03:53.4 83	03:47.1 72	03:53.3 71
71.		148	NEMETH Aron Mecsek Invisibles	1983	00:38:16.8 00:09:44.8	03:21.9 02:50.9	63 80	02:29.2 02:43.3	68 78	03:27.3 03:51.7	56 71	02:56.8 04:10.8	77 77	04:08.7 87	04:24.1 92	03:51.6 65
72.		460	KUTIŠ Ondřej	1985	00:38:26.4 00:09:54.4	04:02.8 02:46.8	91 75	02:31.6 02:36.5	72 62	03:36.9 03:48.9	68 68	03:00.4 03:57.6	82 68	03:59.9 85	04:15.0 87	03:49.6 62



CRUSSFIS



Kategorie: Muži 40-49

Blinduro X

Umístění	Stát	Číslo	Jméno	Rok	Čas Ztráta	RZ1 RZ8	RZ2 RZ9	RZ3 RZ10	RZ4 RZ11	RZ5	RZ6	RZ7							
73.		186	SZMOLKA Zoltán	1983	00:38:27.4 00:09:55.4	03:34.9 02:58.0	78 87	02:51.8 02:37.5	91 64	03:46.8 03:58.3	82 75	02:59.2 04:01.0	80 72	03:48.7 04:01.0	77 72	03:42.8 04:01.0	69 72	04:07.9 04:01.0	85
74.		345	RAMMELMÜLLER Benji Alpenverein Aschach	1986	00:38:27.8 00:09:55.8	03:52.1 02:49.4	88 79	02:34.1 02:31.2	77 52	03:52.5 03:49.5	86 69	02:52.5 04:33.7	67 92	03:35.7 04:33.7	58 92	03:54.5 04:33.7	80 92	04:02.2 04:33.7	80
75.		362	STOLIČNÝ Luděk	1979	00:38:36.0 00:10:04.0	03:37.1 02:49.1	80 78	02:38.7 02:55.1	81 89	03:47.8 04:00.1	83 79	02:56.7 04:13.3	75 81	03:46.8 04:13.3	75 81	03:48.6 04:13.3	75 81	04:02.4 04:13.3	81
76.		219	ŠETINA Zbyněk	1979	00:38:42.4 00:10:10.4	03:27.9 02:43.9	75 69	02:30.2 03:17.2	70 94	03:37.9 04:06.2	71 87	02:54.0 04:12.0	69 80	03:46.1 04:12.0	74 80	04:10.4 04:12.0	85 80	03:56.4 04:12.0	74
77.		206	ŠUPKA Jan Vyšebrodský Icik Adrenalin Team	1983	00:38:43.4 00:10:11.4	03:37.9 02:53.8	81 83	02:50.2 02:42.6	90 77	03:46.2 04:02.2	81 81	03:09.0 03:57.2	90 67	03:43.0 03:57.2	69 67	03:51.0 03:57.2	77 67	04:09.9 03:57.2	88
78.		353	ZALEWSKI Martin Do-City	1980	00:38:59.2 00:10:27.2	04:35.1 02:53.8	93 82	02:37.5 02:44.2	79 80	03:40.3 03:48.8	73 67	02:55.9 04:04.2	71 75	03:45.3 04:04.2	73 75	03:52.0 04:04.2	78 75	04:01.7 04:04.2	79
79.		212	HOFMAN Pavel	1979	00:39:01.1 00:10:29.1	03:26.1 02:58.8	73 88	02:32.0 02:46.4	73 81	03:46.2 04:12.1	80 91	02:56.3 04:14.4	73 82	03:54.8 04:14.4	84 82	04:06.3 04:14.4	82 82	04:07.3 04:14.4	83
80.		318	ARKENBERG Nils	1984	00:39:51.7 00:11:19.6	03:36.2 02:54.0	79 84	02:44.1 02:52.6	88 86	03:39.9 04:03.4	72 83	03:04.7 04:18.6	86 84	04:28.5 04:18.6	95 84	04:01.7 04:18.6	81 84	04:07.5 04:18.6	84
81.		95	WÜRTHERLE Jiří	1985	00:39:54.1 00:11:22.1	03:27.5 02:55.6	74 85	02:40.2 02:42.5	83 76	03:49.6 04:08.7	84 89	03:02.3 04:22.5	84 86	04:10.6 04:22.5	89 86	04:28.8 04:22.5	93 86	04:05.4 04:22.5	82
82.		426	VALENTA Tomáš	1978	00:41:10.2 00:12:38.1	03:15.3 03:25.4	53 96	02:24.6 02:38.2	59 66	03:33.9 03:53.4	65 72	07:19.1 03:47.9	98 63	03:24.7 03:47.9	45 63	03:35.7 03:47.9	60 63	03:51.6 03:47.9	63
83.		448	PFAU Norman	1984	00:41:35.0 00:13:03.0	03:54.2 03:01.5	89 90	02:44.1 02:50.6	87 84	04:14.4 04:04.1	93 84	03:06.5 04:47.8	87 95	04:16.9 04:47.8	91 95	04:21.6 04:47.8	90 95	04:13.0 04:47.8	90
84.		326	KROUPA David Kroubang Racing	1979	00:41:44.3 00:13:12.3	03:48.5 03:21.9	86 94	02:43.8 03:03.5	86 91	03:57.1 04:30.9	88 95	03:08.2 04:26.5	89 88	04:00.5 04:26.5	86 88	04:21.1 04:26.5	89 88	04:22.1 04:26.5	92



CRUSSIS



Kategorie: Muži 40-49

Blinduro X





Umístění	Stát	Číslo	Jméno	Rok	Čas Ztráta	RZ1 RZ8	RZ2 RZ9	RZ3 RZ10	RZ4 RZ11	RZ5	RZ6	RZ7									
85.		87	NIEDERMAYR Urban	1986	00:41:55.3 00:13:23.3	03:51.3 03:04.6	87 92	02:43.5 02:51.9	85 88	04:00.7 04:33.0	89 91	03:21.1 04:32.3	95 95								
86.		144	KELIŠ Martin Bikes & Beers	1981	00:41:56.3 00:13:24.2	03:39.5 03:02.9	83 91	02:45.4 02:54.2	89 88	03:49.8 04:10.4	85 90	03:22.7 04:40.3	96 94	04:38.6 04:38.7	97 95	04:13.2 04:13.2	91 91				
87.		502	KURŠ Jan	1980	00:42:05.8 00:13:33.8	03:56.7 03:00.0	90 89	03:04.4 03:06.8	94 92	04:12.7 04:01.4	92 80	03:18.4 04:31.0	93 89	04:21.5 04:21.8	94 91	04:10.6 04:10.6	89 89				
88.		93	SCHRENK Michael	1983	00:42:32.8 00:14:00.7	03:38.1 03:48.9	82 97	02:38.2 03:24.7	80 95	03:40.8 04:27.5	75 93	03:11.4 04:24.9	91 87	04:09.0 04:17.2	88 88	04:51.7 04:51.7	96 96				
89.		152	PÓSZ Pál	1986	00:43:25.0 00:14:52.9	03:47.2 03:24.1	85 95	02:42.3 02:57.1	84 90	04:05.9 04:21.8	91 92	03:14.8 04:37.5	92 93	04:19.2 05:27.9	92 97	04:26.7 04:26.7	94 94				
90.		151	OZSVÁRT Dániel	1982	00:44:17.6 00:15:45.6	04:22.1 03:11.1	92 93	02:54.6 03:13.5	92 93	04:03.1 04:27.9	90 94	03:19.7 04:31.7	94 90	04:37.8 05:10.9	96 96	04:24.7 04:24.7	93 93				
91.		330	PAULOVICH Honza	1983	00:52:05.3 00:23:33.3	04:56.3 03:57.2	94 98	03:01.1 03:42.8	93 96	04:26.8 05:32.7	94 96	03:44.8 05:45.2	97 96	05:25.8 06:07.7	98 98	05:24.5 05:24.5	98 98				
		13	NEUMEISTER Johannes	1983	DNF	02:21.2	20					02:38.9	34	03:16.2	23	03:17.4	32	03:33.9	28		
		14	RECHNER Nik Ponyhof Racing	1979	DNF	02:13.9	5	02:14.4	14	03:16.2	12	03:25.0	30	02:30.4	10	03:08.3	12	03:03.2	8	03:19.3	4
		83	HASEKE Viktor	1984	DNF	02:54.7 02:18.3	12 16	02:12.8	20	03:09.9	10	02:34.5	21	03:17.9	27	03:06.2	14	03:49.4	61		
		157	ZEMPLÉNYI Róbert Mecsek Invisibles	1984	DNF	02:24.3	30	02:19.0	27	03:25.1	29	03:18.2	23	02:36.8	27	03:17.3	24	03:21.0	42	03:28.2	16
		283	SIX Jiri Flatdroppers	1984	DNF			02:40.4	72	03:58.9	76	04:00.0	70								




CRUSSFIS



Kategorie: Muži 40-49
Blinduro X

Umístění	Stát	Číslo	Jméno	Rok	Čas Ztráta	RZ1 RZ8	RZ2 RZ9	RZ3 RZ10	RZ4 RZ11	RZ5	RZ6	RZ7	
		301	TOMAN Petr	1985	DNF		02:32.0 55	03:35.0 46	03:39.0 55				
		361	PSCHEIDT Michal	1981	DNF	03:14.0 50 02:36.3 58	02:17.1 36	03:24.8 45	02:38.8 31	03:19.8 35	03:37.0 62	05:17.4 97	
		390	ŠŮS Martin KT Bikers	1979	DNF	02:56.7 86	02:37.6 65	03:59.5 77	04:19.1 85	02:57.2 78	03:50.3 80	04:10.5 86	04:08.6 86
		403	KLEINER Julian Suspension Lab Racing	1983	DNF	03:19.4 59 02:36.1 57	02:25.0 64	03:25.5 46	02:54.0 70	03:37.8 65	03:28.7 51	03:41.4 47	


CRUSSFIS


Umístění	Stát	Číslo	Jméno	Rok	Čas Ztráta	RZ1 RZ8	RZ2 RZ9	RZ3 RZ10	RZ4 RZ11	RZ5	RZ6	RZ7					
1.		372	HWANG Johannes Bikefeeling Factory Racing	1974	00:29:59.5 00:00:00.0	02:42.5 02:15.4	1 4	02:03.6 02:01.8	1 1	03:06.1 03:08.2	1 1	02:25.8 02:57.3	2 1	03:04.3 02:53.7	4 3	03:20.4 03:20.4	4 4
2.		311	SULZBACHER Petr Bikestrike.com	1975	00:30:09.6 00:00:10.0	02:47.6 02:10.8	4 2	02:04.7 02:05.5	2 2	03:07.9 03:09.5	2 2	02:24.7 03:13.3	1 5	02:59.4 02:48.9	1 1	03:16.8 03:16.8	1 1
3.		516	PIVNIČKA Luděk Bike Strike	1973	00:30:36.4 00:00:36.9	02:51.9 02:09.7	6 1	02:08.0 02:08.8	5 4	03:12.3 03:14.0	5 3	02:27.2 03:04.9	3 2	03:03.7 02:57.5	3 4	03:18.1 03:18.1	3 3
4.		452	ŠŤASTNÝ Marek HappyBoys	1975	00:30:52.8 00:00:53.2	02:47.3 02:14.2	3 3	02:07.9 02:10.0	4 5	03:09.3 03:15.7	4 5	02:27.2 03:08.0	4 3	03:11.6 03:03.5	6 6	03:17.7 03:17.7	2 2
5.		395	ARN Mario Suspensionlab/Wienerwaldtrails	1975	00:31:06.3 00:01:06.8	02:51.7 02:17.6	5 6	02:10.6 02:08.0	7 3	03:15.4 03:14.6	7 4	02:27.5 03:12.2	5 4	03:01.5 02:52.8	2 2	03:33.8 03:33.8	7 7
6.		255	ČADEK Jan BikeFactory Strakonice	1975	00:32:23.0 00:02:23.4	02:53.4 02:24.1	7 7	02:09.2 02:16.4	6 6	03:12.6 03:27.7	6 6	02:35.0 03:19.3	7 6	03:14.5 03:13.5	8 8	03:37.0 03:37.0	8 8
7.		365	VESELÝ Jaroslav	1970	00:32:59.6 00:03:00.0	02:59.2 02:27.0	8 8	02:19.5 02:24.6	9 8	03:23.1 03:28.9	9 7	02:36.1 03:22.5	8 7	03:11.9 03:13.5	7 7	03:33.0 03:33.0	6 6
8.		281	RŮŽIČKA Tomáš Helsboys	1973	00:34:28.8 00:04:29.3	03:08.2 02:32.7	9 9	02:18.9 02:28.1	8 9	03:22.9 03:39.8	8 9	02:46.5 03:32.5	10 9	03:28.0 03:27.6	10 11	03:43.3 03:43.3	10 10
9.		342	KASTNER Didi SV Gallneukirchen	1970	00:35:04.3 00:05:04.8	03:20.1 02:34.8	12 11	02:22.8 02:23.2	10 7	03:35.7 03:37.7	15 8	02:49.0 03:31.3	11 8	03:30.6 03:24.5	11 9	03:54.4 03:54.4	13 13
10.		359	NEUMÜLLER Johann RC Mat Courture Arbö Freistadt	1964	00:35:31.8 00:05:32.2	03:10.7 02:47.0	10 16	02:25.5 02:33.5	11 11	03:34.9 03:47.5	14 12	02:45.7 03:41.0	9 10	03:27.0 03:27.2	9 10	03:51.4 03:51.4	12 12
11.		459	JAZEJČEK René Moravian Eagles	1971	00:35:43.6 00:05:44.0	03:33.3 02:34.7	17 10	02:25.5 02:28.6	12 10	03:28.3 03:40.5	11 10	02:50.5 03:48.7	12 12	03:40.7 03:31.1	14 12	03:41.3 03:41.3	9 9
12.		111	LEŠNER Vojtěch	1970	00:36:19.4 00:06:19.8	03:20.0 02:38.7	11 13	02:29.6 02:34.9	16 13	03:31.3 03:42.1	13 11	02:52.8 03:41.7	13 11	03:31.7 04:05.9	12 19	03:50.3 03:50.3	11 11



CRUSSFIS




Umístění	Stát	Číslo	Jméno	Rok	Čas Ztráta	RZ1 RZ8	RZ2 RZ9	RZ3 RZ10	RZ4 RZ11	RZ5	RZ6	RZ7					
13.		347	SATZINGER Reinhard SVG Radsport	1967	00:37:04.8 00:07:05.3	03:44.1 02:36.7	22 12	02:27.9 02:36.5	14 14	03:27.6 03:49.7	10 14	02:56.3 04:18.4	17 16	03:34.1 03:38.7	13 13	03:54.5 03:54.5	14
14.		455	WINTER Mario	1971	00:37:38.2 00:07:38.7	03:21.5 02:54.4	13 19	02:26.7 02:40.7	13 16	03:39.0 03:54.9	16 15	02:54.4 04:12.9	15 14	03:54.7 03:39.1	18 14	03:59.5 03:59.5	16
15.		456	WÖHRER Bernhard	1974	00:37:49.3 00:07:49.8	03:26.7 02:53.9	16 18	02:30.7 02:39.9	17 15	03:40.1 03:55.5	17 16	02:54.8 04:11.2	16 13	03:53.9 03:42.0	17 15	04:00.2 04:00.2	17
16.		358	LEENAARTS Dirk	1975	00:38:21.1 00:08:21.6	03:39.1 02:44.1	19 14	02:32.7 02:41.5	19 17	03:30.9 03:48.2	12 13	02:52.9 04:47.7	14 20	03:49.5 03:58.0	16 18	03:56.0 03:56.0	15
17.		350	ŠTULC Kryštof BMX Bohnice	1976	00:39:13.8 00:09:14.2	03:25.7 02:46.2	14 15	02:29.0 02:34.6	15 12	03:43.8 04:18.1	19 20	03:11.5 04:27.8	21 17	04:06.3 04:09.5	21 20	04:00.7 04:00.7	18
18.		194	GRBAČ Pavel Vyšebrodský Icik Adrenalin Team	1976	00:39:23.1 00:09:23.6	03:26.4 02:52.7	15 17	02:31.6 02:51.1	18 19	03:46.8 04:01.8	22 17	02:59.5 04:53.0	18 21	03:43.0 03:49.0	15 16	04:27.8 04:27.8	23
19.		195	GROFEK Jan Vyšebrodský Icik Adrenalin Team	1970	00:39:47.5 00:09:47.9	03:41.2 02:55.6	20 20	02:38.2 02:48.2	21 18	03:45.0 04:02.8	21 18	03:10.4 04:38.7	20 19	03:57.6 03:52.9	19 17	04:16.4 04:16.4	21
20.		334	ŠTURMA Jan	1974	00:41:10.3 00:11:10.8	03:55.3 03:00.3	23 22	02:46.2 02:55.3	22 20	03:54.9 04:13.3	23 19	03:08.5 04:36.0	19 18	04:06.0 04:18.4	20 21	04:15.8 04:15.8	20
21.		405	KROUTIL Petr Kruřas Bikes	1975	00:41:35.6 00:11:36.0	03:35.7 02:58.0	18 21	02:36.7 03:04.9	20 22	03:43.3 04:27.5	18 21	03:14.5 05:07.2	22 22	04:08.7 04:33.3	22 24	04:05.4 04:05.4	19
22.		85	MELLITZER Klaus	1974	00:42:14.8 00:12:15.3	03:42.0 03:17.4	21 24	02:51.5 03:05.8	23 23	03:45.0 04:28.0	20 22	03:19.5 04:15.6	23 15	04:25.2 04:23.3	24 22	04:41.2 04:41.2	24
23.		478	FAUST Patrick	1970	00:44:07.0 00:14:07.5	04:07.6 03:16.6	24 23	02:53.9 03:03.0	24 21	04:10.9 04:36.7	24 23	03:26.8 05:19.6	24 23	04:19.8 04:32.4	23 23	04:19.3 04:19.3	22
24.		374	ODSTRČIL Radomír	1970	00:56:31.3 00:26:31.7	05:06.0 04:07.0	25 25	03:37.9 04:00.7	25 24	05:01.4 05:43.9	25 24	04:13.6 06:55.1	25 24	05:56.9 05:57.1	25 25	05:51.3 05:51.3	25



CRUSSIS



Umístění	Stát	Číslo	Jméno	Rok	Čas Ztráta	RZ1 RZ8	2	RZ2 RZ9	3	RZ3 RZ10	3	RZ4 RZ11	6	RZ5	5	RZ6	5	RZ7	5
		286	BULÍŘ Petr	1976	DNF	02:44.6 02:16.6	2	02:07.1	3	03:08.0	3	02:29.0	6	03:04.3	5	03:00.0	5	03:21.8	5

