



Blinduro X

OFFICIAL RESULT LIST

Place: Lipno nad Vltavou

Date: 08/05/2026

www.sportsoft.cz

Event: Blinduro X

Rank	Bib.	Name	Time	RZ1	RZ2	RZ3	RZ4	RZ5	RZ6	RZ7								
Cat.rank.	NAT	Team	YoB	Gap	RZ8	RZ9	RZ10	RZ11										
1.	309	MAXA Adam	2004	00:25:27.0	02:23.2	1	01:50.6	6	02:39.9	1	02:04.2	2	02:37.7	4	02:23.0	1	02:47.3	2
1./M21-29		Bikeporn Bluegrass Team		00:00:00.0	01:47.4	1	01:46.0	2	02:39.9	1	02:27.5	2						
2.	515	PIVNIČKA Jakub	2005	00:25:28.2	02:23.6	3	01:46.8	1	02:40.4	2	02:03.6	1	02:33.8	1	02:25.1	2	02:46.9	1
2./M21-29		Bike Strike		00:00:01.1	01:54.5	6	01:45.8	1	02:40.0	2	02:27.2	1						
3.	174	BABÓ Áron	2007	00:25:45.4	02:26.2	6	01:47.7	2	02:41.5	3	02:05.6	4	02:36.0	3	02:26.5	4	02:51.2	4
1./M15-20		Rad Company Racing team		00:00:18.3	01:51.4	2	01:47.4	3	02:41.1	3	02:30.4	4						
4.	308	KOPIČKA Vojtech	2010	00:25:49.4	02:23.7	4	01:49.7	4	02:42.8	4	02:05.6	3	02:35.1	2	02:25.6	3	02:48.5	3
2./M15-20		Velo City Racing		00:00:22.3	01:53.0	4	01:47.7	4	02:47.6	6	02:29.4	3						
5.	168	LINDNER Kevin	1991	00:26:16.2	02:23.3	2	01:50.1	5	02:44.3	6	02:06.6	5	02:40.0	7	02:30.1	6	02:57.0	11
1./M30-39		Shrederz e.V.		00:00:49.2	01:56.2	9	01:47.9	5	02:45.0	4	02:35.5	7						
6.	170	SEEGER Nick	1999	00:26:23.6	02:25.7	5	01:52.4	9	02:43.5	5	02:07.1	6	02:38.8	5	02:29.9	5	02:51.9	5
3./M21-29		Shrederz e.V.		00:00:56.6	01:52.6	3	01:48.0	6	02:55.0	15	02:38.3	11						
7.	162	CARLSEN Jan	1992	00:26:30.8	02:27.1	7	01:50.8	7	02:44.6	7	02:10.3	10	02:41.2	9	02:34.1	11	02:56.5	10
2./M30-39				00:01:03.8	01:56.1	8	01:48.3	7	02:45.6	5	02:35.8	8						
8.	520	DRAGOUN Václav	2005	00:26:40.2	02:28.4	9	01:49.1	3	02:45.4	8	02:08.4	7	02:42.5	12	02:30.5	7	02:55.4	8
4./M21-29		MEG team		00:01:13.1	01:54.0	5	01:55.5	16	02:52.0	9	02:38.7	12						
9.	171	SCHREITER Erik	1997	00:26:51.8	02:29.1	12	01:53.0	11	02:48.4	10	02:11.5	12	02:41.6	10	02:34.3	12	03:00.0	15
5./M21-29		SG Callenberg / ShredErz e.V.		00:01:24.7	01:58.1	13	01:49.3	8	02:49.0	7	02:37.0	9						
10.	314	VEJNAR Samuel	2005	00:26:54.3	02:35.0	18	01:52.3	8	02:50.7	14	02:09.2	8	02:39.7	6	02:32.5	8	02:54.0	6
6./M21-29				00:01:27.3	02:00.5	17	01:52.7	10	02:52.0	10	02:35.3	6						



CRUSSFIS



Event: Blinduro X

Rank	Bib.	Name	Time	RZ1	RZ2	RZ3	RZ4	RZ5	RZ6	RZ7								
Cat.rank.	NAT	Team	YoB	Gap	RZ8	RZ9	RZ10	RZ11										
11.	310	PUFFER Dominik	1993	00:27:00.5	02:28.7	10	01:52.4	10	02:48.7	11	02:11.4	11	02:40.1	8	02:41.4	17	02:59.3	12
3./M30-39		COMMENCAL FDF TEAM		00:01:33.4	01:57.6	11	01:52.6	9	02:53.0	11	02:35.1	5						
12.	313	ŠMÍD Oliver	2005	00:27:04.8	02:29.0	11	01:53.5	13	02:51.2	16	02:12.5	13	02:44.5	13	02:35.2	14	02:56.3	9
7./M21-29				00:01:37.8	01:55.6	7	01:53.1	11	02:55.3	16	02:38.3	10						
13.	275	BERNÁT Tomáš	2005	00:27:15.4	02:27.9	8	01:53.0	12	02:47.1	9	02:10.1	9	02:41.7	11	02:32.9	9	02:55.2	7
8./M21-29				00:01:48.4	02:22.2	142	01:53.1	12	02:51.8	8	02:40.0	13						
14.	398	BRIČ Jiří	2009	00:27:34.5	02:33.7	17	01:56.5	18	02:54.6	22	02:16.0	20	02:45.4	15	02:41.8	18	02:59.6	13
3./M15-20		HYRASUS bike team		00:02:07.4	01:58.4	14	01:54.7	15	02:53.0	11	02:40.4	14						
15.	369	DÖLLER Philipp	1998	00:27:46.9	02:35.8	20	01:59.6	29	02:55.0	24	02:14.2	16	02:46.1	16	02:34.6	13	03:01.3	18
9./M21-29		Radlager Graz		00:02:19.9	01:57.2	10	01:58.1	23	02:59.6	24	02:45.0	16						
16.	241	VONDRÁČEK Jaroslav	2000	00:27:54.9	02:30.3	14	01:58.4	26	02:53.5	20	02:16.4	22	02:47.0	19	02:44.5	26	03:00.6	17
10./M21-29		ROUVY		00:02:27.8	01:58.0	12	01:59.5	25	03:00.6	26	02:45.6	18						
17.	356	KECK Anton	2005	00:27:57.1	02:40.4	32	02:01.0	35	03:04.4	58	02:15.6	18	02:45.2	14	02:33.9	10	02:59.7	14
11./M21-29		velo.crew PopaFlo		00:02:30.0	02:01.0	19	01:54.5	14	02:54.0	14	02:47.1	24						
18.	379	SKANT Gerd	1991	00:28:01.0	02:37.1	22	01:56.6	19	02:52.7	18	02:18.1	28	02:47.9	22	02:43.6	22	03:04.8	23
4./M30-39		Giant Stattegg		00:02:34.0	02:02.9	22	01:57.7	21	02:53.5	13	02:45.7	19						
19.	321	FUKA Ondřej	2005	00:28:02.7	02:38.0	27	01:56.4	17	03:03.9	56	02:20.8	35	02:47.5	21	02:37.4	15	03:02.2	19
12./M21-29				00:02:35.6	02:00.6	18	01:56.0	17	02:58.2	22	02:41.5	15						
20.	443	TŘEŠŇÁK Jan	2009	00:28:03.1	02:33.1	16	01:55.8	16	02:52.4	17	02:14.9	17	02:46.2	17	02:43.7	24	03:05.1	24
4./M15-20				00:02:36.0	02:02.8	21	02:03.7	43	02:57.8	21	02:47.2	25						
21.	364	TRACHTA David	1995	00:28:05.1	02:30.2	13	01:55.1	15	02:50.7	15	02:13.4	14	02:48.8	23	02:48.8	34	03:03.6	21
5./M30-39				00:02:38.0	01:59.8	16	02:01.2	28	03:06.2	43	02:46.6	21						
22.	376	SAMEK Bernhard	2006	00:28:06.3	02:41.3	35	01:57.6	24	02:49.9	12	02:16.8	25	02:57.6	39	02:41.8	18	03:00.4	16
5./M15-20		Trailcenter Wien - HWW		00:02:39.3	01:59.4	15	01:58.8	24	02:56.8	18	02:45.5	17						



Event: Blinduro X













Rank	Bib.	Name	Time	RZ1	RZ2	RZ3	RZ4	RZ5	RZ6	RZ7								
Cat.rank.	NAT	Team	YoB	Gap	RZ8	RZ9	RZ10	RZ11										
23.	183	ÖRDÖG Ákos	2006	00:28:16.5	02:35.1	19	01:57.2	22	02:50.5	13	02:17.3	26	02:46.7	18	02:42.8	21	03:05.4	25
6./M15-20		ALPINBIKE		00:02:49.4	02:12.9	61	02:01.4	30	03:00.8	27	02:46.0	20						
24.	344	POLICAR Lukáš	2009	00:28:23.9	02:39.6	30	01:54.5	14	03:00.5	37	02:19.9	33	02:47.3	20	02:40.2	16	03:02.6	20
7./M15-20		SK VELO PRAHA		00:02:56.9	02:05.5	26	01:53.7	13	03:07.9	50	02:51.8	34						
25.	317	ŽILÁK František	1981	00:28:32.0	02:40.0	31	01:57.5	23	02:59.1	33	02:21.0	37	02:53.9	26	02:44.0	25	03:06.5	26
1./M40-49		Bukestrike.com		00:03:04.9	02:06.2	31	01:56.8	19	02:57.4	19	02:49.2	29						
26.	381	TRAFELLA Max	1997	00:28:37.5	02:41.4	36	02:01.0	35	02:54.9	23	02:19.1	30	02:49.8	24	02:42.1	20	03:08.9	30
13./M21-29		Do-Biker Bruck/Mur		00:03:10.5	02:04.3	24	02:01.7	33	03:01.1	28	02:52.8	37						
27.	108	HODULÁK Vojtěch	2005	00:28:39.2	02:37.6	24	01:58.8	27	03:04.0	57	02:13.6	15	02:58.8	44	02:49.8	38	03:13.3	48
14./M21-29		Cyklo Krystynik Racing Team		00:03:12.1	02:02.6	20	01:56.7	18	02:56.4	17	02:47.0	22						
28.	240	RUDOLF Ondřej	2008	00:28:47.4	02:37.9	26	01:56.7	20	02:59.0	32	02:21.3	39	02:51.9	25	02:48.2	32	03:11.3	35
8./M15-20				00:03:20.3	02:07.6	39	02:02.0	35	03:01.8	31	02:49.3	30						
29.	242	VONDRÁČEK Matyáš	2004	00:28:48.3	02:37.7	25	01:59.8	31	02:55.2	25	02:16.2	21	02:54.9	28	02:50.8	42	03:04.1	22
15./M21-29		ROUVY		00:03:21.3	02:06.5	33	01:59.7	26	03:05.2	41	02:57.7	47						
30.	274	BAUER Marco	1990	00:28:51.3	02:37.2	23	01:57.1	21	02:53.3	19	02:19.5	32	02:56.7	36	02:48.3	33	03:12.8	42
6./M30-39		Flatdroppers		00:03:24.2	02:06.0	30	02:01.5	31	03:02.5	34	02:56.0	42						
31.	422	NOVÁK Oliver	2012	00:28:54.9	02:36.8	21	02:01.2	37	02:59.4	34	02:17.7	27	02:58.2	43	02:43.6	23	03:08.4	29
9./M15-20				00:03:27.9	02:11.1	50	02:02.9	40	03:04.1	39	02:51.0	32						
32.	82	GRANZER Philipp	1995	00:28:56.7	02:39.4	28	02:03.0	48	02:58.2	30	02:21.2	38	02:56.5	35	02:51.5	45	03:11.4	36
7./M30-39				00:03:29.6	02:06.6	34	02:00.0	27	03:01.4	29	02:47.0	22						
33.	419	KRÁTKÝ Tomáš	2008	00:29:10.7	02:44.5	51	02:00.2	32	02:59.4	35	02:18.7	29	02:54.1	27	02:47.3	29	03:07.3	27
10./M15-20		MEG team		00:03:43.6	02:07.5	38	02:05.3	48	03:02.1	33	03:04.0	74						
34.	291	KAŠPAR Adam	1998	00:29:14.2	02:43.1	43	02:01.3	38	03:10.8	107	02:15.8	19	03:00.3	52	02:46.7	27	03:12.6	39
16./M21-29				00:03:47.1	02:08.0	40	01:57.3	20	03:09.9	61	02:48.0	26						



CRUSSFIS



Event: Blinduro X

Rank	Bib.	Name	Time	RZ1	RZ2	RZ3	RZ4	RZ5	RZ6	RZ7								
Cat.rank.	NAT	Team	YoB	Gap	RZ8	RZ9	RZ10	RZ11										
35.	159	BARTHOLOME Benjam	1988	00:29:16.7	02:43.8	47	02:02.4	44	03:12.8	124	02:21.6	42	02:55.7	31	02:51.0	43	03:10.3	34
8./M30-39		Huller Crew		00:03:49.6	02:03.6	23	01:58.1	22	02:57.7	20	02:59.2	55						
36.	166	HAVELKA Tomáš	1997	00:29:19.6	02:44.4	49	02:02.7	45	03:03.1	50	02:25.7	62	02:55.1	29	02:48.9	35	03:12.6	40
17./M21-29				00:03:52.5	02:06.8	35	02:03.6	42	03:01.5	30	02:54.9	40						
37.	89	PARGAN Elias	1999	00:29:21.8	02:41.3	34	02:05.9	64	03:05.3	62	02:22.0	44	02:59.1	45	02:53.0	52	03:13.1	46
18./M21-29				00:03:54.7	02:06.3	32	02:02.4	36	03:01.9	32	02:51.2	33						
38.	438	MATULA Dan	1993	00:29:28.7	02:45.1	54	02:02.1	42	03:01.1	39	02:19.2	31	03:06.8	85	02:47.0	28	03:16.8	63
9./M30-39		CBD Shop Náchod		00:04:01.7	02:09.7	43	02:02.7	38	03:03.2	36	02:54.8	39						
39.	304	ZAJÍC Honza	1980	00:29:31.6	02:47.3	62	02:03.0	47	03:03.6	52	02:25.4	57	02:57.7	40	02:48.0	31	03:08.3	28
2./M40-49		Vodiči Kol		00:04:04.6	02:09.3	41	02:03.3	41	03:04.0	38	03:01.5	65						
40.	181	KAPOCSI Zalán	2005	00:29:32.2	02:45.4	55	02:07.5	79	02:57.7	28	02:16.5	23	02:56.3	33	03:09.9	131	03:09.0	31
19./M21-29		Rad Company Racing team		00:04:05.1	02:05.5	27	02:01.4	29	02:59.2	23	03:03.5	73						
41.	410	TŮMA Vojtěch	2008	00:29:33.1	02:42.8	41	02:01.6	40	03:02.1	44	02:23.3	48	03:07.1	87	02:52.5	49	03:12.1	38
11./M15-20				00:04:06.0	02:07.3	37	02:02.4	37	03:05.6	42	02:55.8	41						
42.	225	JANOVSKÝ Michal	2005	00:29:37.9	02:41.6	37	02:00.8	34	02:58.5	31	02:21.7	43	03:08.1	99	02:59.2	78	03:12.9	44
20./M21-29				00:04:10.8	02:09.3	42	02:03.7	44	03:03.1	35	02:58.6	54						
43.	380	SŮKAR Dominik	1995	00:29:42.8	02:49.7	73	02:03.9	55	03:02.6	45	02:23.5	49	02:56.3	34	02:51.0	44	03:14.9	54
10./M30-39		Radlager Racing		00:04:15.7	02:07.0	36	02:06.6	54	03:09.7	57	02:57.3	45						
44.	315	VIKTOROVÁ Nela	2004	00:29:43.0	02:41.7	38	02:03.2	50	02:58.0	29	02:25.5	59	03:00.5	53	02:49.3	37	03:12.8	43
1./W15-29				00:04:16.0	02:12.2	55	02:09.9	78	03:10.2	63	02:59.4	56						
45.	91	PROFFITT Thomas	1995	00:29:43.6	02:50.9	83	02:06.9	72	03:02.7	46	02:23.9	53	03:04.4	67	02:56.9	63	03:13.0	45
11./M30-39		Wienerwald Trails		00:04:16.5	02:05.6	28	02:05.3	49	03:03.4	37	02:50.2	31						
46.	187	SZŐKE Balázs	2002	00:29:47.0	02:50.6	81	02:09.3	99	03:00.6	38	02:21.4	40	02:57.8	41	03:04.2	99	03:09.8	33
21./M21-29		VEESC Cycling Team		00:04:19.9	02:05.9	29	02:01.6	32	03:07.4	48	02:58.0	48						

**CRUSSFIS**

Event: Blinduro X

Rank	Bib.	Name	Time	RZ1	RZ2	RZ3	RZ4	RZ5	RZ6	RZ7								
Cat.rank.	NAT	Team	YoB	Gap	RZ8	RZ9	RZ10	RZ11										
47.	223	BOČEK Pavel	2009	00:29:49.0	02:44.5	50	01:59.6	30	03:01.2	40	02:16.5	24	03:11.4	120	02:59.9	82	03:15.5	58
12./M15-20				00:04:22.0	02:10.4	46	02:10.6	85	03:07.1	45	02:51.8	35						
48.	92	REJSEK Matouš	1994	00:29:50.8	02:54.9	110	02:07.0	74	03:11.1	111	02:23.6	50	03:00.8	54	02:54.1	57	03:14.4	52
12./M30-39		MX PARADISE		00:04:23.7	02:09.8	45	02:02.7	38	02:59.7	25	02:52.3	36						
49.	262	KŘIVSKÝ Jan	2011	00:29:52.4	02:45.5	56	01:59.5	28	03:03.9	55	02:21.0	36	03:02.2	60	02:53.2	53	03:13.1	47
13./M15-20				00:04:25.4	02:12.6	57	02:07.1	58	03:07.2	46	03:06.7	88						
50.	276	BODNER Philipp	1996	00:29:58.7	02:57.9	128	02:09.3	100	03:06.7	73	02:19.9	34	02:56.2	32	02:47.6	30	03:19.2	78
13./M30-39		Flatdroppers		00:04:31.6	02:04.8	25	02:12.6	101	03:15.6	101	02:48.6	27						
51.	372	HWANG Johannes	1974	00:29:59.5	02:42.5	40	02:03.6	54	03:06.1	69	02:25.8	65	03:04.3	65	02:53.7	55	03:20.4	86
1./M50+		Bikefeeling Factory Racing		00:04:32.5	02:15.4	86	02:01.8	34	03:08.2	51	02:57.3	46						
52.	327	LANGE Oliver	1983	00:30:06.2	02:41.8	39	02:05.4	60	03:05.9	68	02:25.3	56	03:04.4	68	02:54.0	56	03:24.6	104
3./M40-49		Team Galaktika		00:04:39.1	02:14.1	72	02:06.8	55	03:09.5	54	02:53.9	38						
53.	182	ÖRDÖG Dániel	1982	00:30:06.9	02:43.0	42	02:03.5	53	03:02.8	48	02:23.6	52	03:06.5	83	03:00.7	86	03:19.4	80
4./M40-49		ALPINBIKE		00:04:39.8	02:14.8	83	02:05.3	50	03:08.3	52	02:58.3	51						
54.	518	EGERT Robin	2009	00:30:07.6	02:46.0	58	02:02.3	43	03:02.7	47	02:28.1	78	03:05.7	76	02:50.0	39	03:15.9	60
14./M15-20		Velo City Racing		00:04:40.5	02:11.8	54	02:08.2	68	03:07.3	47	03:09.2	100						
55.	257	ČERVENÝ Štěpán	1987	00:30:09.5	02:50.7	82	02:01.3	39	03:05.8	64	02:24.5	54	02:59.6	49	02:55.8	61	03:15.1	56
14./M30-39				00:04:42.4	02:10.7	48	02:08.2	69	03:09.8	59	03:07.5	91						
56.	311	SULZBACHER Petr	1975	00:30:09.6	02:47.6	64	02:04.7	59	03:07.9	82	02:24.7	55	02:59.4	47	02:48.9	36	03:16.8	64
2./M50+		Bikestrike.com		00:04:42.5	02:10.8	49	02:05.5	52	03:09.5	55	03:13.3	120						
57.	216	SCHIESTL Markus	1985	00:30:11.8	02:44.0	48	02:07.1	77	03:01.9	42	02:25.7	62	03:00.1	50	02:54.9	58	03:18.1	69
5./M40-49		Dirty Trail Friends		00:04:44.8	02:13.8	68	02:10.0	81	03:15.1	99	03:00.8	63						
58.	386	KLEMSA Tomáš	1994	00:30:12.0	02:59.5	144	02:06.7	68	03:10.0	100	02:22.4	47	02:57.4	38	02:53.4	54	03:12.0	37
15./M30-39		KT Bikers		00:04:45.0	02:11.6	52	02:10.5	84	03:07.8	49	03:00.1	58						


CRUSSFIS


Event: Blinduro X

Rank	Bib.	Name	Time	RZ1	RZ2	RZ3	RZ4	RZ5	RZ6	RZ7								
Cat.rank.	NAT	Team	YoB	Gap	RZ8	RZ9	RZ10	RZ11										
59.	488	BADAL Jiří	1996	00:30:18.9	02:49.2	71	02:06.8	71	03:11.7	115	02:26.7	68	03:00.2	51	02:58.0	72	03:14.1	50
16./M30-39				00:04:51.9	02:13.1	63	02:06.9	57	03:11.4	72	03:00.5	59						
60.	298	ŠOREJS Tomáš	1989	00:30:21.0	02:51.2	88	02:08.1	87	03:07.3	77	02:28.8	81	03:02.6	62	02:52.7	50	03:15.3	57
17./M30-39		PaB		00:04:54.0	02:14.7	81	02:09.2	75	03:12.3	81	02:58.5	52						
61.	109	JOCHEC Jan	2002	00:30:21.1	02:49.0	70	02:06.5	67	03:07.6	79	02:30.3	105	03:08.5	101	03:01.1	88	03:23.1	99
22./M21-29				00:04:54.1	02:14.0	70	02:04.7	45	03:07.0	44	02:48.9	28						
62.	402	JELLINEK Nikolas	1988	00:30:23.3	02:47.8	67	02:03.2	49	03:04.9	60	02:26.1	66	03:01.8	59	02:57.9	70	03:19.0	77
1./HT 15+		Suspension Lab Racing Squad OMBA		00:04:56.2	02:17.0	99	02:06.8	55	03:12.1	77	03:06.3	85						
63.	442	ŠVIHLA Šimon	2010	00:30:23.3	02:50.2	77	02:06.2	66	03:03.7	53	02:25.4	58	03:01.0	55	02:51.9	46	03:14.9	55
15./M15-20		MEG team		00:04:56.2	02:15.6	89	02:11.7	92	03:13.9	92	03:08.4	96						
64.	498	KARLÍK Filip	2003	00:30:24.9	02:50.2	76	02:04.1	57	03:03.7	53	02:27.4	74	03:04.8	70	03:09.8	130	03:09.7	32
23./M21-29		JIKO ČÁCHA SUŠICE		00:04:57.8	02:11.1	50	02:07.3	59	03:11.4	73	03:04.9	77						
65.	130	LOSENICKÝ Petr	1993	00:30:28.1	02:46.2	59	02:05.8	61	03:03.5	51	02:29.9	97	03:07.5	90	03:02.1	92	03:18.4	74
18./M30-39				00:05:01.1	02:18.2	108	02:08.5	72	03:10.9	66	02:56.7	44						
66.	270	VILÁNEK Aleš	1987	00:30:29.0	02:49.9	74	02:04.0	56	03:08.6	88	02:26.7	69	03:06.5	82	02:58.1	74	03:16.4	62
19./M30-39				00:05:01.9	02:16.9	97	02:08.0	65	03:13.8	91	02:59.7	57						
67.	519	DAXAUER Mathias	1987	00:30:29.2	02:49.4	72	02:07.7	82	03:09.3	95	02:28.9	82	02:58.1	42	02:50.5	41	03:17.5	65
20./M30-39		Bikequadrat Faction		00:05:02.1	02:12.7	59	02:09.3	76	03:27.3	173	02:58.2	50						
68.	421	NOVÁK Maxmilián	2007	00:30:32.8	02:40.9	33	02:02.0	41	03:00.1	36	02:25.6	60	03:01.4	56	03:04.7	103	03:14.2	51
16./M15-20		TBP		00:05:05.8	02:10.5	47	02:21.3	171	03:09.6	56	03:22.2	159						
69.	407	PHILIP Penkalla	1995	00:30:34.8	02:55.6	117	02:09.0	94	03:06.3	71	02:29.8	93	02:56.9	37	02:50.4	40	03:17.9	67
21./M30-39		Loose Riders Regensburg e.v.		00:05:07.7	02:14.6	80	02:12.3	98	03:14.5	95	03:07.1	90						
70.	516	PIVNIČKA Luděk	1973	00:30:36.4	02:51.9	92	02:08.0	86	03:12.3	118	02:27.2	71	03:03.7	63	02:57.5	65	03:18.1	72
3./M50+		Bike Strike		00:05:09.4	02:09.7	44	02:08.8	74	03:14.0	93	03:04.9	78						



Event: Blinduro X

Rank	Bib.	Name	Time	RZ1	RZ2	RZ3	RZ4	RZ5	RZ6	RZ7								
Cat.rank.	NAT	Team	YoB	Gap	RZ8	RZ9	RZ10	RZ11										
71.	294	MATEJKA Ondrej	1990	00:30:36.9	02:47.0	61	02:09.2	96	03:10.7	106	02:29.1	86	03:05.6	75	02:58.8	77	03:22.7	96
22./M30-39		PaB		00:05:09.8	02:14.5	77	02:07.6	60	03:10.0	62	03:01.3	64						
72.	41	BENDER Martin	1988	00:30:37.0	02:52.4	95	02:07.5	81	03:09.6	97	02:35.2	153	03:07.6	94	02:52.1	47	03:13.8	49
23./M30-39				00:05:10.0	02:11.7	53	02:12.1	95	03:12.2	79	03:02.3	67						
73.	357	KOUKAL Martin	1994	00:30:40.3	02:47.7	65	02:07.7	83	03:05.1	61	02:30.3	104	03:04.1	64	02:58.1	73	03:19.6	82
24./M30-39				00:05:13.2	02:14.6	79	02:13.5	107	03:13.1	88	03:06.1	83						
74.	113	MLÝNEK Lukáš	1990	00:30:42.9	02:53.1	98	02:13.3	145	03:10.4	103	02:30.8	111	03:06.3	80	02:55.7	60	03:17.9	68
25./M30-39		ValachMTB		00:05:15.9	02:16.2	93	02:10.0	79	03:12.7	84	02:56.1	43						
75.	384	HANUŠ Dušan	1993	00:30:43.2	02:44.8	53	02:04.5	58	03:07.6	78	02:22.2	46	03:19.1	163	03:01.2	89	03:18.8	76
26./M30-39		Bikerz Volyně		00:05:16.2	02:12.6	56	02:13.1	103	03:12.9	87	03:06.2	84						
76.	316	ŽILÁK František	2005	00:30:44.3	02:50.6	79	02:09.1	95	03:05.8	65	02:34.3	138	03:01.5	58	02:58.6	75	03:20.9	88
17./M15-20		Bikestrike.com		00:05:17.2	02:14.1	71	02:09.5	77	03:17.1	111	03:02.5	68						
77.	230	KOŠÁN Martin	2004	00:30:47.6	02:53.2	100	02:03.5	52	03:10.9	109	02:29.4	88	03:02.3	61	02:57.6	67	03:23.3	100
24./M21-29				00:05:20.6	02:18.5	113	02:12.1	96	03:12.2	79	03:04.3	75						
78.	452	ŠŤASTNÝ Marek	1975	00:30:52.8	02:47.3	63	02:07.9	85	03:09.3	94	02:27.2	73	03:11.6	121	03:03.5	95	03:17.7	66
4./M50+		HappyBoys		00:05:25.7	02:14.2	73	02:10.0	79	03:15.7	102	03:08.0	93						
79.	197	KAISER Martin	1977	00:30:55.5	02:48.4	68	02:07.0	75	03:05.9	67	02:25.6	60	03:18.6	161	03:04.3	101	03:26.3	116
6./M40-49		MX Včelná		00:05:28.5	02:17.9	104	02:08.2	69	03:12.3	82	03:00.6	60						
80.	110	KOTRČ Josef	2003	00:30:57.6	02:55.7	118	02:06.7	68	03:09.7	98	02:29.0	84	03:07.7	95	03:19.2	184	03:26.3	115
25./M21-29				00:05:30.5	02:14.2	74	02:05.0	46	03:05.2	40	02:58.5	53						
81.	408	PROHASKA Oliver	1983	00:30:58.1	02:47.7	66	02:05.9	64	03:05.5	63	02:27.2	72	03:06.3	78	03:19.9	189	03:20.0	84
7./M40-49		Wienerwald Trails - Trailcenter Wien		00:05:31.0	02:18.3	110	02:13.8	113	03:09.7	58	03:03.2	71						
82.	175	BOKROS Csenge Anna	2003	00:31:02.6	02:54.5	107	02:09.8	108	03:05.9	66	02:29.1	87	03:07.5	93	03:00.3	84	03:25.0	105
2./W15-29		VEESC Cycling Team		00:05:35.5	02:17.6	101	02:11.9	93	03:11.7	74	03:08.7	98						


CRUSSIS


Event: Blinduro X

Rank	Bib.	Name	Time	RZ1	RZ2	RZ3	RZ4	RZ5	RZ6	RZ7								
Cat.rank.	NAT	Team	YoB	Gap	RZ8	RZ9	RZ10	RZ11										
83.	218	SCHNABEL Adrian	1988	00:31:05.1	02:46.7	60	02:08.5	89	03:02.9	49	02:30.6	109	03:07.3	88	03:06.1	113	03:32.2	152
27./M30-39		Dirty Trail Friends		00:05:38.0	02:13.7	67	02:07.8	62	03:13.4	90	03:15.5	125						
84.	505	PECINA Robert	1985	00:31:05.6	02:54.8	109	02:10.8	122	03:06.9	75	02:32.2	126	03:07.3	89	03:05.4	106	03:27.6	125
8./M40-49		Cykloteam Ostrov		00:05:38.5	02:17.0	98	02:07.8	62	03:09.8	60	03:05.5	81						
85.	395	ARN Mario	1975	00:31:06.3	02:51.7	90	02:10.6	117	03:15.4	143	02:27.5	76	03:01.5	57	02:52.8	51	03:33.8	167
5./M50+		Suspensionlab/Wienerwaldtrails		00:05:39.3	02:17.6	102	02:08.0	66	03:14.6	96	03:12.2	113						
86.	433	HÁJEK Vojta	2010	00:31:06.4	02:51.1	86	02:08.8	93	03:12.6	120	02:29.9	96	03:17.0	149	02:59.6	80	03:19.9	83
18./M15-20				00:05:39.3	02:17.8	103	02:08.0	67	03:12.0	75	03:09.4	102						
87.	250	LASZLO Kovacs	1989	00:31:07.9	02:50.9	84	02:10.5	116	03:06.3	70	02:31.0	114	02:59.2	46	03:02.9	93	03:18.7	75
28./M30-39				00:05:40.8	02:27.7	189	02:15.2	127	03:12.0	75	03:13.0	116						
88.	79	BEENKER Jelle	1990	00:31:08.5	02:55.5	115	02:11.5	127	03:15.6	144	02:30.5	107	03:05.4	74	03:01.1	87	03:21.0	89
29./M30-39				00:05:41.4	02:12.6	58	02:08.3	71	03:16.3	107	03:10.2	105						
89.	289	FRÍBL Zdeněk	1982	00:31:10.6	02:51.6	89	02:09.2	96	03:10.1	101	02:29.9	98	03:07.0	86	02:59.9	81	03:38.3	203
9./M40-49		Vodiči Kol		00:05:43.6	02:17.6	100	02:07.7	61	03:12.2	78	03:06.8	89						
90.	173	TOUŠEK Pavel	1985	00:31:10.8	02:51.7	90	02:07.9	84	03:06.8	74	02:32.0	123	03:06.0	77	02:57.6	66	03:31.0	141
10./M40-49		EPO		00:05:43.8	02:22.3	143	02:14.0	115	03:15.1	98	03:06.0	82						
91.	104	DEALINO Dandy	1981	00:31:13.7	02:53.0	97	02:12.0	131	03:14.0	130	02:32.5	127	03:05.1	71	03:05.6	108	03:21.5	92
11./M40-49		JONES CYCLES RACING		00:05:46.7	02:15.1	85	02:11.6	90	03:16.5	109	03:06.5	87						
92.	231	MAČEJOVSKÝ Alex	2011	00:31:17.9	02:53.3	102	02:05.8	63	03:07.8	81	02:31.0	114	03:07.8	97	03:05.6	107	03:25.7	109
19./M15-20				00:05:50.9	02:15.0	84	02:13.9	114	03:15.9	104	03:15.7	128						
93.	112	MINARČÍK David	2004	00:31:20.0	02:48.8	69	02:09.5	102	03:09.0	90	02:33.6	133	03:16.4	144	03:09.1	125	03:27.0	121
2./HT 15+		CARACAL RACING		00:05:52.9	02:18.0	106	02:14.1	117	03:13.3	89	03:00.7	61						
94.	429	WENINGER Simon	1996	00:31:21.0	02:55.4	112	02:10.2	115	03:09.5	96	02:25.7	64	03:09.0	104	03:19.7	188	03:21.3	91
30./M30-39		Msc Kronast		00:05:54.0	02:20.1	130	02:10.4	82	03:16.1	105	03:03.2	71						



Event: Blinduro X

Rank	Bib.	Name	Time	RZ1	RZ2	RZ3	RZ4	RZ5	RZ6	RZ7								
Cat.rank.	NAT	Team	YoB	Gap	RZ8	RZ9	RZ10	RZ11										
95.	172	ŚWIERCZEK Adam	1992	00:31:21.6	02:54.4	106	02:09.6	106	03:11.8	116	02:33.2	131	03:06.7	84	03:04.2	100	03:32.3	154
31./M30-39				00:05:54.6	02:18.5	113	02:11.6	91	03:10.9	68	03:08.0	94						
96.	244	BAKONYI Gergo	1987	00:31:26.9	02:55.9	119	02:12.2	135	03:08.0	83	02:31.8	121	03:05.3	73	02:56.7	62	03:20.3	85
32./M30-39		Gravity BC		00:05:59.8	02:17.9	105	02:11.2	87	03:24.9	156	03:22.2	158						
97.	414	GRÜNBERGER Stefan	1994	00:31:27.2	03:25.8	303	02:11.0	123	03:08.7	89	02:30.0	99	03:07.5	90	03:03.9	98	03:18.1	70
33./M30-39		Mühl4tler Biketeam		00:06:00.1	02:18.6	116	02:10.5	83	03:11.0	70	03:01.9	66						
98.	322	HACZEK Adam	1994	00:31:27.8	02:55.4	112	02:16.7	182	03:17.4	157	02:31.6	119	03:05.3	72	02:57.8	69	03:23.7	101
34./M30-39		Łowery TEAM		00:06:00.8	02:18.2	109	02:11.3	88	03:17.7	114	03:12.4	114						
99.	483	JOHANN Keck	2008	00:31:31.6	03:08.3	205	02:21.6	227	03:17.9	163	02:36.4	162	03:06.3	78	02:52.4	48	03:20.5	87
20./M15-20		velo.crew PopaFlo		00:06:04.5	02:13.1	64	02:11.6	89	03:11.0	69	03:12.1	112						
100.	453	URBAN Pavel	1989	00:31:32.6	02:52.1	93	02:18.0	193	03:14.8	138	02:32.1	124	03:13.7	132	02:57.1	64	03:16.0	61
35./M30-39				00:06:05.5	02:15.5	88	02:18.1	149	03:19.6	125	03:15.2	124						
101.	236	ONOFREJ Dominik	1994	00:31:35.7	02:59.1	138	02:12.6	139	03:09.1	92	02:29.6	90	03:15.4	138	03:10.6	137	03:23.0	97
36./M30-39				00:06:08.6	02:16.3	94	02:11.0	86	03:12.7	85	03:15.9	130						
102.	324	HUSA Petr	1992	00:31:37.0	02:58.6	135	02:12.5	137	03:13.6	128	02:30.1	103	03:09.1	105	03:01.7	91	03:26.0	113
37./M30-39		PTBshop.cz		00:06:10.0	02:19.0	121	02:13.4	106	03:19.0	122	03:13.6	121						
103.	137	ŠIMEK Filip	1998	00:31:41.0	02:51.0	85	02:12.0	131	03:10.9	110	02:30.1	102	03:10.3	113	03:12.6	147	03:30.7	138
26./M21-29		CABAJK		00:06:14.0	02:18.7	117	02:14.3	119	03:16.3	107	03:13.9	122						
104.	209	BRAUN Matthias	1987	00:31:42.5	02:56.4	122	02:10.7	118	03:10.5	104	02:27.4	74	03:15.0	135	03:30.7	238	03:27.1	124
38./M30-39				00:06:15.5	02:16.8	96	02:08.6	73	03:15.9	103	03:03.1	70						
105.	213	HOFMANN Benjamin	1991	00:31:43.8	03:03.2	171	02:13.6	147	03:10.7	105	02:34.5	142	03:11.4	119	03:10.5	135	03:24.6	103
39./M30-39		Bikesport RC Kremstal		00:06:16.7	02:21.7	139	02:11.9	93	03:15.0	97	03:06.3	85						
106.	420	LUPČÍK Petr	1997	00:31:45.7	02:59.9	147	02:13.4	146	03:19.3	179	02:32.7	128	03:08.0	98	03:01.3	90	03:26.2	114
27./M21-29		North Biking		00:06:18.7	02:20.9	134	02:13.7	110	03:27.1	172	03:02.9	69						



Event: Blinduro X

Rank	Bib.	Name	Time	RZ1	RZ2	RZ3	RZ4	RZ5	RZ6	RZ7								
Cat.rank.	NAT	Team	YoB	Gap	RZ8	RZ9	RZ10	RZ11										
107.	278	KIESEL Lorenz	1991	00:31:45.9	03:27.9	315	02:09.6	105	03:02.0	43	02:26.3	67	03:10.0	109	03:06.2	114	03:28.0	127
3./HT 15+		Flatdroppers		00:06:18.9	02:23.0	148	02:06.3	53	03:10.6	64	03:15.6	126						
108.	229	KONOPLIN Nikita	1993	00:31:47.3	03:01.1	160	02:12.3	136	03:07.7	80	02:32.0	122	03:11.7	123	03:05.2	105	03:23.1	98
40./M30-39		Prague Enduro Committee		00:06:20.3	02:19.0	120	02:13.4	105	03:25.9	167	03:15.6	127						
109.	234	NĚMÝ Miloš	1987	00:31:49.5	02:51.1	86	02:19.6	209	03:10.3	102	02:29.9	95	03:16.6	146	03:15.0	158	03:27.0	120
41./M30-39		AMEN		00:06:22.5	02:18.9	118	02:12.2	97	03:12.4	83	03:16.2	132						
110.	349	SOJKA Libor	1990	00:31:50.5	02:55.4	114	02:10.0	111	03:11.6	114	02:35.5	157	03:14.3	133	03:05.8	110	03:22.4	95
42./M30-39				00:06:23.4	02:19.6	125	02:17.2	144	03:24.0	149	03:14.3	123						
111.	155	TARR Tamás	1991	00:31:51.9	02:59.9	148	02:12.6	138	03:11.6	113	02:28.6	80	03:10.0	108	03:11.5	140	03:25.8	110
43./M30-39		Rad Company Racing team		00:06:24.9	02:18.4	112	02:16.5	140	03:25.5	161	03:11.3	110						
112.	328	LUCCHI Michele	1989	00:31:52.7	02:53.9	105	02:13.1	144	03:08.1	86	02:31.6	120	03:08.9	102	03:10.0	132	03:28.2	131
44./M30-39		Radlager Graz		00:06:25.6	02:18.5	115	02:17.3	145	03:21.6	134	03:21.1	153						
113.	215	PILLINGER Bernhard	1985	00:31:53.3	03:01.3	162	02:15.6	163	03:14.2	133	02:28.9	82	03:07.7	96	03:03.7	97	03:27.1	122
12./M40-49		Dirty Trail Friends		00:06:26.2	02:13.7	66	02:13.6	109	03:20.0	127	03:27.0	184						
114.	360	POSLUŠNÝ Zdeněk	1988	00:31:55.7	02:50.6	80	02:08.7	92	03:13.0	126	02:32.2	125	03:10.7	115	03:07.8	118	03:29.5	134
45./M30-39				00:06:28.6	02:22.6	146	02:16.6	143	03:20.1	129	03:23.5	173						
115.	474	POTĚŠIL Jiří	1984	00:31:55.9	03:01.6	166	02:10.7	120	03:10.8	107	02:30.9	113	03:10.8	116	03:09.5	129	03:33.5	166
13./M40-49				00:06:28.9	02:14.5	77	02:19.0	156	03:17.6	113	03:16.6	135						
116.	400	GULDEN Bastian	1991	00:31:56.4	02:53.3	101	02:08.2	88	03:09.1	93	02:30.0	101	03:11.3	118	02:58.7	76	03:18.1	71
46./M30-39		Loose Riders Regensburg e.v.		00:06:29.4	02:12.7	59	02:15.5	128	03:10.8	65	04:08.4	317						
117.	306	BALÍKOVÁ Pavla	1988	00:31:57.5	02:57.3	127	02:19.8	210	03:15.1	140	02:34.9	146	03:10.3	112	03:04.7	104	03:28.1	128
1./W30-39		BIKE puzzle team		00:06:30.5	02:21.8	140	02:17.8	147	03:18.7	120	03:08.5	97						
118.	121	DIVOK Michal	1994	00:31:58.3	02:56.5	123	02:14.0	151	03:14.0	131	02:36.1	159	03:16.5	145	03:11.6	141	03:26.7	117
47./M30-39				00:06:31.2	02:20.3	131	02:13.4	104	03:15.5	100	03:13.3	119						



Event: Blinduro X

Rank	Bib.	Name	Time	RZ1	RZ2	RZ3	RZ4	RZ5	RZ6	RZ7								
Cat.rank.	NAT	Team	YoB	Gap	RZ8	RZ9	RZ10	RZ11										
119.	198	KOVÁŘ Marek	1977	00:32:02.8	02:59.1	139	02:09.5	102	03:12.8	123	02:34.7	145	03:10.6	114	03:15.2	159	03:34.5	172
14./M40-49		Koko Saalbach Niggaz		00:06:35.8	02:19.4	124	02:15.6	131	03:20.9	131	03:10.2	104						
120.	118	VESELSKÝ Filip	1985	00:32:02.9	02:53.0	96	02:14.1	152	03:14.3	135	02:45.2	237	03:08.9	103	03:14.1	154	03:30.5	137
15./M40-49				00:06:35.9	02:24.4	163	02:16.0	134	03:14.2	94	03:07.8	92						
121.	447	KOUDELKA Albert	2003	00:32:03.5	03:00.3	152	02:10.0	113	03:14.1	132	02:29.4	89	03:15.1	136	03:06.5	116	03:15.7	59
28./M21-29		SRT Stela Racing Team		00:06:36.5	02:22.6	147	02:14.9	124	03:19.1	124	03:35.5	229						
122.	98	KNOTT Kilian	2003	00:32:03.8	03:01.1	160	02:10.7	120	03:06.5	72	02:31.2	116	03:35.8	258	03:12.3	145	03:36.3	188
29./M21-29		HPGS Radkultur Velodom		00:06:36.8	02:14.7	82	02:12.7	102	03:12.8	86	03:09.2	100						
123.	222	WAGNER Andreas	1995	00:32:04.8	02:53.1	99	02:12.2	134	03:07.2	76	02:27.0	70	03:04.8	69	02:57.9	71	03:19.5	81
48./M30-39		Bikefeeling Linz		00:06:37.8	02:14.4	76	02:05.1	47	03:11.1	71	04:32.2	347						
124.	445	FLIEGL Tomáš	1990	00:32:09.7	03:09.2	207	02:18.1	194	03:20.6	188	02:37.4	171	03:28.7	222	03:07.1	117	03:21.7	93
49./M30-39				00:06:42.7	02:14.2	75	02:16.1	136	03:10.9	67	03:05.1	80						
125.	141	GÁSZ András	1993	00:32:10.0	03:03.5	174	02:11.0	124	03:12.8	125	02:29.8	94	03:16.6	147	03:08.9	124	03:32.5	156
50./M30-39				00:06:42.9	02:26.0	177	02:22.9	184	03:16.6	110	03:09.0	99						
126.	370	ECKERT Alexandra	1993	00:32:11.0	03:06.5	188	02:16.6	177	03:14.2	134	02:30.5	107	03:15.8	141	03:10.1	133	03:25.8	112
2./W30-39		Giant Stattegg		00:06:43.9	02:19.1	123	02:20.3	161	03:20.6	130	03:11.0	109						
127.	366	ZIEGLER Erik	1992	00:32:11.5	02:56.2	120	02:08.5	89	03:08.5	87	02:32.8	129	03:07.5	90	03:04.4	102	03:34.7	173
51./M30-39		Enduro Krupka		00:06:44.5	02:36.4	251	02:15.6	129	03:23.2	146	03:23.6	175						
128.	355	KADERKA Jan	1982	00:32:12.0	02:55.5	116	02:09.5	104	03:13.4	127	02:35.3	156	03:10.3	111	03:08.1	120	03:26.9	119
16./M40-49		Cyklokoloniál Enduro team		00:06:45.0	02:23.2	149	02:16.0	135	03:30.8	197	03:22.7	165						
129.	470	JULINA Jan	1997	00:32:14.1	02:58.7	136	02:14.7	158	03:18.3	169	02:35.2	155	03:18.5	160	03:00.5	85	03:29.3	133
30./M21-29				00:06:47.1	02:19.8	127	02:05.5	51	03:30.8	196	03:22.5	162						
130.	192	BANIČ Ján	1997	00:32:16.2	02:56.8	125	02:15.6	161	03:15.3	141	02:29.6	91	03:27.1	209	03:08.0	119	03:28.4	132
31./M21-29		Extreem		00:06:49.1	02:23.7	153	02:16.5	140	03:22.9	141	03:11.8	111						



Event: Blinduro X

Rank	Bib.	Name	Time	RZ1	RZ2	RZ3	RZ4	RZ5	RZ6	RZ7								
Cat.rank.	NAT	Team	YoB	Gap	RZ8	RZ9	RZ10	RZ11										
131.	105	FULÍN Michal	1984	00:32:16.4	02:58.5	133	02:11.5	125	03:18.1	165	02:31.3	118	03:17.9	154	03:06.0	111	03:30.4	136
17./M40-49				00:06:49.4	02:23.3	152	02:18.1	151	03:27.8	179	03:13.1	118						
132.	493	DVOŘÁČEK Petr	1988	00:32:17.1	03:01.0	158	02:05.8	62	03:08.1	85	02:30.0	99	03:12.7	126	03:17.5	171	03:33.9	169
52./M30-39				00:06:50.0	02:13.1	64	02:12.3	100	03:17.8	115	03:44.5	260						
133.	271	ALBRECHT Luboš	1982	00:32:19.5	02:59.9	146	02:12.0	133	03:16.4	149	02:34.1	135	03:17.4	151	03:09.1	128	03:37.9	197
18./M40-49		Bikestrike.com		00:06:52.5	02:19.0	121	02:15.2	126	03:22.0	137	03:16.2	131						
134.	184	ÖRDÖG Áron	2008	00:32:19.9	03:01.6	164	02:16.4	171	03:17.4	158	02:34.6	144	03:11.3	117	03:06.0	111	03:28.1	128
21./M15-20		ALPINBIKE		00:06:52.8	02:30.0	209	02:20.6	165	03:25.4	160	03:08.1	95						
135.	255	ČADEK Jan	1975	00:32:23.0	02:53.4	103	02:09.2	96	03:12.6	119	02:35.0	150	03:14.5	134	03:13.5	152	03:37.0	195
6./M50+		BikeFactory Strakonice		00:06:55.9	02:24.1	158	02:16.4	139	03:27.7	176	03:19.3	145						
136.	142	GRÓF Ádám	1989	00:32:23.6	03:07.6	201	02:09.9	110	03:17.7	159	02:27.7	77	03:13.3	128	03:18.8	181	03:21.1	90
53./M30-39		FRO Racing		00:06:56.6	02:25.3	172	02:26.5	215	03:17.3	112	03:18.0	138						
137.	496	HULBOJ René	1978	00:32:24.0	03:08.2	204	02:10.0	111	03:16.0	146	02:38.8	178	03:18.0	156	03:12.9	149	03:26.7	118
19./M40-49		Endurobiker Třinec		00:06:56.9	02:15.8	90	02:21.3	170	03:25.7	164	03:10.0	103						
138.	122	GREGOR Michael	1989	00:32:24.4	02:52.2	94	02:07.3	78	03:19.6	181	02:28.4	79	03:44.0	296	03:21.8	200	03:31.8	149
54./M30-39		OVLADĚJ KOLO / SAGA Praha		00:06:57.4	02:16.1	92	02:19.6	159	03:18.3	118	03:04.8	76						
139.	439	PANCHÁRTEK Miloš	1992	00:32:25.2	02:56.7	124	02:06.8	70	03:11.5	112	02:40.7	193	03:21.1	177	03:08.5	122	03:25.8	111
55./M30-39		CBD Shop Náchod		00:06:58.2	02:18.1	107	02:15.6	131	03:39.3	241	03:20.8	151						
140.	133	MÍSAŘ Petr	1993	00:32:28.7	03:00.0	150	02:17.6	191	03:15.0	139	02:36.2	161	03:16.9	148	03:12.5	146	03:36.0	182
56./M30-39				00:07:01.7	02:29.8	208	02:20.8	166	03:18.6	119	03:05.0	79						
141.	134	NEDOROST Václav	2000	00:32:29.3	02:58.4	131	02:11.5	125	03:17.2	154	02:35.2	153	03:15.7	140	03:21.0	197	03:36.0	184
32./M21-29		CABAJK		00:07:02.3	02:26.1	179	02:15.1	125	03:21.8	135	03:11.0	108						
142.	261	KŘIVSKÝ Tomáš	1983	00:32:29.7	03:02.1	167	02:13.8	150	03:17.3	156	02:33.0	130	03:09.2	106	03:14.0	153	03:31.8	150
20./M40-49				00:07:02.6	02:20.3	132	02:18.5	153	03:23.0	143	03:26.2	182						

**CRUSSFIS**

Event: Blinduro X

Rank	Bib.	Name	Time	RZ1	RZ2	RZ3	RZ4	RZ5	RZ6	RZ7								
Cat.rank.	NAT	Team	YoB	Gap	RZ8	RZ9	RZ10	RZ11										
143.	503	KUZMIN Dmytro	1992	00:32:31.7	03:08.5	206	02:11.8	129	03:16.8	152	02:35.0	149	03:22.8	190	03:15.8	163	03:31.1	142
57./M30-39				00:07:04.7	02:19.8	126	02:18.8	155	03:20.1	128	03:10.8	107						
144.	128	KRUTSKY Jaroslav	1983	00:32:31.7	03:04.8	180	02:16.0	166	03:18.9	177	02:36.7	164	03:16.0	142	03:11.4	139	03:31.9	151
21./M40-49		Lacus		00:07:04.7	02:24.5	166	02:18.7	154	03:20.0	126	03:12.6	115						
145.	431	HAJEK Jakub	2006	00:32:32.3	03:01.0	159	02:09.8	109	03:22.9	203	02:30.6	109	03:12.4	125	03:25.2	220	03:31.7	148
22./M15-20				00:07:05.2	02:25.3	173	02:14.1	116	03:23.0	143	03:15.7	129						
146.	164	GIERTH Paul	1986	00:32:36.8	02:58.3	130	02:11.6	128	03:24.7	219	02:34.5	143	03:19.5	168	03:22.0	201	03:31.2	144
22./M40-49		Shrederz e.V.		00:07:09.8	02:27.9	192	02:15.6	129	03:18.0	116	03:13.0	117						
147.	393	VÁCLAVOVSKÝ Filip	1988	00:32:37.4	03:04.4	177	02:27.5	279	03:19.8	183	02:36.5	163	03:15.6	139	03:10.6	136	03:25.3	108
58./M30-39				00:07:10.3	02:20.0	129	02:13.6	108	03:21.0	132	03:22.9	166						
148.	163	DOSKOČIL Tomáš	1983	00:32:43.5	02:59.2	141	02:16.0	166	03:20.8	189	02:34.1	135	03:13.5	130	03:08.7	123	03:35.1	177
23./M40-49		P4LM		00:07:16.4	02:23.8	155	02:18.0	148	03:24.5	153	03:29.5	200						
149.	517	ŠEBESTA Marek	1986	00:32:46.9	02:55.3	111	02:13.8	148	03:18.5	174	02:34.9	146	03:11.6	121	03:13.2	150	03:34.8	174
24./M40-49				00:07:19.9	02:23.2	151	02:31.1	240	03:28.9	187	03:21.2	154						
150.	233	MOLITORIS Oleg	1993	00:32:47.0	03:07.4	199	02:15.6	161	03:16.0	146	02:35.9	158	03:20.3	173	03:14.5	156	03:36.4	189
59./M30-39				00:07:19.9	02:24.1	159	02:14.3	120	03:24.2	151	03:17.9	137						
151.	501	KOVÁŘ Pet'as	1982	00:32:47.4	03:04.2	176	02:14.2	154	03:23.6	213	02:41.8	206	03:13.5	131	03:11.8	143	03:27.8	126
25./M40-49				00:07:20.3	02:27.7	190	02:16.3	137	03:29.8	193	03:16.3	133						
152.	394	VIRT Ondra	1990	00:32:48.4	03:06.5	189	02:16.9	184	03:21.4	194	02:29.6	91	03:15.3	137	03:10.7	138	03:25.3	107
60./M30-39		KT Bikers		00:07:21.4	02:24.3	161	02:22.1	177	03:28.5	182	03:27.2	185						
153.	97	HOFEGGER Elena	2006	00:32:49.2	03:00.9	157	02:14.2	156	03:12.6	121	02:31.3	117	03:46.5	306	03:20.9	194	03:30.9	140
3./W15-29				00:07:22.2	02:19.0	119	02:14.7	122	03:18.8	121	03:19.0	142						
154.	153	SZÖCS Krisztian	1996	00:32:51.7	03:10.5	211	02:14.2	154	03:16.9	153	02:40.8	195	03:25.8	203	03:17.8	173	03:27.1	123
61./M30-39				00:07:24.6	02:19.9	128	02:20.6	164	03:21.2	133	03:16.5	134						















Event: Blinduro X

Rank	Bib.	Name	Time	RZ1	RZ2	RZ3	RZ4	RZ5	RZ6	RZ7								
Cat.rank.	NAT	Team	YoB	Gap	RZ8	RZ9	RZ10	RZ11										
155.	497	KALISTA Marek	1986	00:32:52.1	02:59.2	140	02:16.4	172	03:20.5	186	02:30.8	112	03:19.3	167	03:08.4	121	03:24.1	102
26./M40-49				00:07:25.0	02:15.5	87	02:33.7	261	03:29.2	191	03:34.6	225						
156.	305	ŽÁČEK Matěj	1992	00:32:55.3	02:59.0	137	02:12.8	142	03:18.8	176	02:36.8	165	03:22.0	181	03:18.6	179	03:33.5	165
62./M30-39		PaB		00:07:28.2	02:20.3	133	02:17.7	146	03:31.9	201	03:23.5	174						
157.	387	MACHÁČEK Tomáš	1977	00:32:56.7	02:59.3	143	02:16.7	178	03:23.0	205	02:37.3	169	03:13.2	127	03:12.7	148	03:35.5	180
27./M40-49				00:07:29.7	02:29.5	203	02:23.2	186	03:24.3	152	03:21.7	155						
158.	253	SKÁLA Tomáš	1992	00:32:57.4	02:56.4	121	02:10.1	114	03:09.0	91	02:37.0	167	03:28.6	218	03:32.1	243	03:32.7	159
63./M30-39				00:07:30.4	02:24.4	165	02:21.2	168	03:22.9	142	03:22.6	164						
159.	147	MOLNÁR Ferenc	1986	00:32:57.5	03:05.5	184	02:16.3	170	03:24.2	215	02:37.5	172	03:22.1	184	03:17.0	166	03:33.0	160
28./M40-49				00:07:30.4	02:27.1	183	02:14.9	123	03:22.5	139	03:17.0	136						
160.	365	VESELÝ Jaroslav	1970	00:32:59.6	02:59.2	141	02:19.5	206	03:23.1	206	02:36.1	159	03:11.9	124	03:13.5	151	03:33.0	161
7./M50+				00:07:32.5	02:27.0	181	02:24.6	200	03:28.9	185	03:22.5	161						
161.	238	PROCHÁZKA Šimon	2007	00:33:00.0	03:00.8	156	02:13.0	143	03:28.7	252	02:33.6	132	03:28.1	215	03:15.8	162	03:36.9	194
23./M15-20				00:07:32.9	02:23.8	155	02:23.1	185	03:25.3	159	03:10.4	106						
162.	131	MACEK Pavel	1986	00:33:00.0	03:00.5	153	02:10.7	119	03:13.8	129	02:41.5	200	03:20.1	171	03:20.6	193	03:46.3	258
29./M40-49		Západočeská trailárenská		00:07:32.9	02:25.4	174	02:19.6	160	03:23.0	145	03:18.1	139						
163.	239	PSHENYCHNYI Oleh	1990	00:33:02.3	03:03.0	170	02:21.0	223	03:18.1	167	02:34.9	148	03:17.4	152	03:15.2	159	03:35.7	181
64./M30-39		Prague Enduro Committee		00:07:35.3	02:21.3	138	02:20.6	163	03:28.7	183	03:26.0	181						
164.	188	TIM Barnabás	1993	00:33:03.4	03:04.6	179	02:16.7	178	03:16.4	150	02:35.0	151	03:13.3	129	03:20.1	191	03:32.4	155
65./M30-39		HijackersCrew		00:07:36.4	02:29.4	200	02:26.4	214	03:25.6	163	03:23.1	168						
165.	125	JANDA Petr	1988	00:33:08.4	02:58.5	134	02:17.3	189	03:17.8	161	02:41.6	203	03:21.5	179	03:24.3	214	03:37.6	196
66./M30-39				00:07:41.4	02:28.1	193	02:19.2	158	03:23.4	147	03:18.6	141						
166.	177	GÖNCZI Gábor	1984	00:33:09.1	03:04.9	182	02:14.9	159	03:18.4	172	02:38.7	175	03:22.1	182	03:14.9	157	03:43.2	238
30./M40-49		FRO Racing		00:07:42.1	02:21.9	141	02:16.4	138	03:31.4	199	03:22.1	157						



Event: Blinduro X

Rank	Bib.	Name	Time	RZ1	RZ2	RZ3	RZ4	RZ5	RZ6	RZ7								
Cat.rank.	NAT	Team	YoB	Gap	RZ8	RZ9	RZ10	RZ11										
167.	235	OBUŠEK Matej	1992	00:33:09.8	03:01.4	163	02:14.1	152	03:19.1	178	02:35.1	152	03:23.2	192	03:18.1	176	03:36.7	193
67./M30-39		AMEN		00:07:42.8	02:22.6	145	02:13.8	112	03:21.9	136	03:43.3	257						
168.	129	KUBEŠ Karel	2000	00:33:12.3	03:06.1	187	02:22.2	235	03:17.8	160	02:37.1	168	03:22.7	187	03:09.1	125	03:38.6	205
33./M21-29		Excavation cycles		00:07:45.2	02:31.9	217	02:20.4	162	03:25.8	166	03:20.2	148						
169.	214	PACHER Ján	1996	00:33:16.7	03:02.8	169	02:16.7	180	03:16.3	148	02:41.4	197	03:20.0	170	03:22.3	204	03:32.6	158
68./M30-39		Extreem		00:07:49.7	02:28.5	195	02:27.3	221	03:25.8	165	03:22.6	163						
170.	169	PEPRNÝ Marcel	1977	00:33:19.1	03:03.2	172	02:18.4	198	03:24.0	214	02:41.5	198	03:18.3	159	03:12.2	144	03:33.1	162
31./M40-49				00:07:52.1	02:35.3	244	02:24.5	199	03:27.6	175	03:20.4	149						
171.	203	ŠRÁMEK Jiří	1980	00:33:20.5	03:10.6	215	02:19.5	206	03:18.3	170	02:41.2	196	03:23.0	191	03:20.0	190	03:34.9	175
32./M40-49		KOJEBIKE.cz		00:07:53.4	02:28.2	194	02:21.6	172	03:19.0	122	03:23.9	177						
172.	189	TIMPAUER Zsolt	1980	00:33:20.6	03:07.5	200	02:21.7	228	03:27.9	248	02:34.4	140	03:23.5	195	03:23.9	210	03:29.9	135
33./M40-49				00:07:53.6	02:24.0	157	02:14.2	118	03:22.2	138	03:31.0	210						
173.	167	HEISIG Martin	1989	00:33:25.2	02:57.0	126	02:12.7	140	03:20.0	185	02:44.1	223	03:28.8	223	03:27.2	224	03:38.0	198
69./M30-39				00:07:58.1	02:29.3	199	02:22.5	181	03:24.5	153	03:20.6	150						
174.	397	BRAUMANN Birgit	1973	00:33:25.4	03:07.1	196	02:18.2	196	03:21.2	191	02:45.0	229	03:20.7	176	03:09.1	125	03:34.1	170
1./W40+		Wiener Sport-Club		00:07:58.3	02:27.1	184	02:23.5	193	03:29.0	188	03:30.0	201						
175.	96	FIBICH Ondřej	1989	00:33:25.8	03:06.6	192	02:16.7	180	03:14.7	136	02:51.1	282	03:28.2	216	03:22.7	207	03:39.4	208
70./M30-39				00:07:58.7	02:23.7	153	02:16.5	142	03:26.6	170	03:19.2	144						
176.	165	HAJNÝ Martin	1986	00:33:28.6	03:00.5	153	02:16.4	172	03:20.5	187	02:38.8	178	03:19.2	165	03:18.3	177	03:42.2	232
34./M40-49		Sick Bike		00:08:01.5	02:26.0	177	02:23.6	194	03:34.1	213	03:28.6	195						
177.	191	VÉGH Attila	1989	00:33:28.7	02:59.8	145	02:16.4	172	03:17.9	162	02:40.1	189	03:23.2	192	03:17.9	174	03:36.5	191
71./M30-39				00:08:01.7	02:24.5	166	02:25.8	207	03:37.5	233	03:28.8	196						
178.	477	VÁCLAVÍK Jakub	2010	00:33:29.9	03:20.3	269	02:29.4	297	03:35.3	288	02:39.0	181	03:18.2	157	03:10.1	134	03:33.1	163
24./M15-20		Rejnoci Racing		00:08:02.8	02:22.5	144	02:13.7	110	03:24.6	155	03:23.2	170						




Event: Blinduro X

Rank	Bib.	Name	Time	RZ1	RZ2	RZ3	RZ4	RZ5	RZ6	RZ7								
Cat.rank.	NAT	Team	YoB	Gap	RZ8	RZ9	RZ10	RZ11										
179.	373	LACKNER Christoph	2001	00:33:34.6	03:11.7	224	02:17.2	188	03:25.4	222	02:40.2	191	03:22.7	188	03:17.9	175	03:34.2	171
4./HT 15+		MuddyTeamBikers		00:08:07.6	02:27.0	182	02:24.7	202	03:32.2	206	03:20.9	152						
180.	404	KÖPFELSBERGER Micl	1978	00:33:36.8	03:10.5	213	02:20.0	215	03:18.6	175	02:45.1	233	03:20.5	175	03:18.9	183	03:36.0	182
35./M40-49		koa Leiberl		00:08:09.8	02:29.7	207	02:23.4	190	03:26.4	168	03:27.3	188						
181.	185	SZABÓ Roland	1991	00:33:38.4	03:06.5	190	02:18.9	201	03:19.6	182	02:42.8	210	03:18.3	158	03:27.1	222	03:36.6	192
72./M30-39				00:08:11.4	02:24.4	164	02:31.5	245	03:29.2	190	03:23.2	169						
182.	457	ZALOZNIK Nejc	1986	00:33:42.8	03:14.3	231	02:18.6	200	03:22.7	201	02:39.2	184	03:26.8	207	03:19.5	186	03:31.2	143
36./M40-49		MTB Ojstra rida		00:08:15.8	02:25.1	169	02:22.4	179	03:30.6	195	03:31.9	213						
183.	449	REINECKER Jens	1987	00:33:43.8	03:29.2	320	02:17.6	192	03:22.2	198	02:38.7	176	03:20.4	174	03:17.3	169	03:31.4	145
73./M30-39				00:08:16.7	02:27.3	188	02:18.4	152	03:28.1	180	03:32.7	217						
184.	427	VÍDEŇSKÝ Ondřej	1992	00:33:44.0	03:15.1	233	02:20.3	217	03:26.7	237	02:34.3	138	03:35.7	254	03:16.5	165	03:33.2	164
74./M30-39		North Biking		00:08:16.9	02:21.2	136	02:24.6	201	03:25.2	158	03:30.7	208						
185.	267	TRUXA Pavel	1987	00:33:50.9	03:09.5	208	02:23.1	244	03:19.8	184	02:41.7	204	03:22.7	188	03:18.7	180	03:42.2	233
75./M30-39				00:08:23.8	02:28.5	195	02:21.6	173	03:32.0	202	03:30.6	207						
186.	132	MÍSAŘ Jan	1991	00:33:54.1	03:14.1	229	02:24.7	259	03:25.7	225	02:45.1	233	03:17.8	153	03:24.2	211	03:45.6	253
76./M30-39				00:08:27.1	02:25.3	171	02:23.4	190	03:27.8	178	03:20.1	147						
187.	319	DOBROWOHL Lutz	1982	00:33:56.0	03:07.8	202	02:14.3	157	03:41.5	320	02:43.4	216	03:27.9	213	03:22.4	205	03:38.5	204
37./M40-49		Radlager Graz		00:08:29.0	02:21.2	136	02:25.6	205	03:22.7	140	03:30.3	205						
188.	226	JIRGL Daniel	2010	00:33:56.6	03:00.1	151	02:03.4	51	03:29.6	257	02:40.7	194	03:24.8	201	03:24.3	214	03:44.4	245
25./M15-20				00:08:29.6	02:50.8	321	02:18.1	150	03:28.9	185	03:31.2	211						
189.	146	KONRADY Martin	1994	00:33:57.1	03:00.0	149	02:16.2	169	03:19.5	180	02:44.8	228	03:29.3	226	03:31.0	239	03:41.9	231
77./M30-39				00:08:30.0	02:32.1	219	02:25.0	204	03:28.8	184	03:28.0	191						
190.	265	ŠŤASTNÝ Martin	1980	00:33:58.3	03:07.0	195	02:22.1	232	03:25.7	227	02:45.0	229	03:20.2	172	03:22.1	203	03:36.2	185
38./M40-49		Norco Bicycles		00:08:31.3	02:29.6	204	02:23.2	188	03:32.2	204	03:34.7	226						



Event: Blinduro X

Rank	Bib.	Name	Time	RZ1	RZ2	RZ3	RZ4	RZ5	RZ6	RZ7								
Cat.rank.	NAT	Team	YoB	Gap	RZ8	RZ9	RZ10	RZ11										
191.	352	TRSEK Vojtěch	1993	00:34:00.8	03:01.6	164	02:16.0	166	03:48.0	345	02:37.4	170	03:22.2	186	03:16.2	164	03:31.5	146
78./M30-39				00:08:33.8	02:29.0	197	02:34.8	266	03:40.9	250	03:23.0	167						
192.	258	GRABMÜLLER Jan	1981	00:34:01.1	03:07.0	194	02:17.0	185	03:23.6	211	02:44.1	222	03:27.5	211	03:19.6	187	03:38.0	200
39./M40-49		BikeFactory Strakonice		00:08:34.1	02:31.6	216	02:30.0	233	03:32.2	204	03:30.2	203						
193.	399	EISENREICH Jonas	2005	00:34:01.5	03:10.9	218	02:15.3	160	03:20.9	190	02:38.6	174	03:27.5	211	03:11.7	142	03:51.9	280
34./M21-29		Loose Riders Regensburg e.v.		00:08:34.5	02:35.0	241	02:21.1	167	03:23.7	148	03:44.6	261						
194.	99	MALFENT Michael	1993	00:34:04.2	03:00.7	155	02:13.8	148	03:16.0	145	02:47.5	253	03:35.7	256	03:33.2	247	03:40.9	216
79./M30-39		HanspepiGummischas		00:08:37.1	02:24.1	159	02:34.1	262	03:27.3	174	03:30.5	206						
195.	201	RYCHTAŘÍK Martin	1988	00:34:05.9	02:45.5	57	02:07.5	80	03:04.6	59	02:21.6	41	02:59.5	48	02:59.4	79	03:18.1	73
80./M30-39				00:08:38.8	06:14.0	395	02:07.9	64	03:09.3	53	02:58.0	48						
196.	106	HAVELKA Lukáš	1996	00:34:07.0	03:05.0	183	02:24.4	255	03:21.3	192	02:44.5	225	03:22.1	184	03:29.2	233	03:46.3	257
81./M30-39				00:08:39.9	02:29.7	206	02:23.7	196	03:36.5	227	03:23.8	176						
197.	446	JEROMEL Peter	1979	00:34:08.1	03:09.8	210	02:22.6	237	03:25.7	227	02:39.1	183	03:28.9	224	03:14.4	155	03:35.1	178
40./M40-49				00:08:41.1	02:27.2	186	02:31.6	248	03:40.9	249	03:32.3	215						
198.	284	TREFILOVÁ Blanka	1996	00:34:08.2	03:11.6	221	02:18.4	197	03:25.7	225	02:41.7	205	03:26.5	206	03:28.2	227	03:41.5	225
3./W30-39		Cyklokoloniál Enduro team		00:08:41.1	02:34.9	240	02:24.0	197	03:33.5	211	03:22.0	156						
199.	331	PECHAC Kamil	1983	00:34:08.9	03:11.7	222	02:19.6	208	03:26.8	238	02:42.8	211	03:19.3	166	03:17.7	172	03:40.5	214
41./M40-49		Bowdeny zla!		00:08:41.8	02:27.2	186	02:27.1	218	03:35.2	222	03:40.6	245						
200.	260	KOTEK Michal	1983	00:34:13.5	03:11.6	220	02:20.0	212	03:23.3	207	02:43.2	214	03:23.4	194	03:21.6	199	03:43.4	240
42./M40-49		RAMALA Rakovník		00:08:46.4	02:31.5	214	02:26.2	213	03:41.7	258	03:27.3	186						
201.	451	SZEDERKÉNYI Bence	1995	00:34:14.0	03:26.2	306	02:30.9	308	03:38.7	305	02:39.6	186	03:31.8	238	03:17.2	167	03:42.9	234
82./M30-39				00:08:47.0	02:25.2	170	02:15.7	133	03:26.6	171	03:19.1	143						
202.	287	CILLER Tomáš	1980	00:34:17.5	03:03.3	173	02:19.1	204	03:23.3	208	02:51.8	286	03:21.3	178	03:18.3	177	03:40.3	212
43./M40-49		Black Sheep		00:08:50.4	02:23.2	149	02:40.2	300	03:44.0	271	03:32.3	214						




Event: Blinduro X

Rank	Bib.	Name	Time	RZ1	RZ2	RZ3	RZ4	RZ5	RZ6	RZ7								
Cat.rank.	NAT	Team	YoB	Gap	RZ8	RZ9	RZ10	RZ11										
203.	339	GASTINGER Michael	1995	00:34:18.6	03:02.3	168	02:17.2	187	04:16.5	388	02:41.6	202	03:18.6	162	03:20.5	192	03:35.4	179
83./M30-39				00:08:51.5	02:25.7	175	02:21.9	176	03:32.6	208	03:26.0	180						
204.	103	ZÁVRBSKÝ Ladislav	1993	00:34:24.4	03:04.8	180	02:18.4	198	03:14.7	136	02:41.8	207	04:09.5	359	03:24.2	212	03:39.6	210
84./M30-39		Cyklo Žopy		00:08:57.4	02:29.4	202	02:23.5	192	03:34.7	218	03:23.4	172						
205.	45	DOSTÁL Martin	1992	00:34:26.4	03:17.7	256	02:23.8	252	03:31.9	268	02:39.3	185	03:25.2	202	03:18.9	182	03:31.6	147
85./M30-39				00:08:59.4	02:29.2	198	02:26.8	217	03:39.1	240	03:42.5	253						
206.	138	TICHÝ Martin	1993	00:34:27.0	03:26.9	309	02:19.3	205	03:17.2	155	02:43.7	219	03:30.7	231	03:36.9	262	03:40.9	217
86./M30-39				00:09:00.0	02:35.7	246	02:21.7	174	03:31.2	198	03:22.4	160						
207.	281	RŮŽIČKA Tomáš	1973	00:34:28.8	03:08.2	203	02:18.9	202	03:22.9	204	02:46.5	247	03:28.0	214	03:27.6	225	03:43.3	239
8./M50+		Helsboys		00:09:01.8	02:32.7	225	02:28.1	224	03:39.8	244	03:32.5	216						
208.	290	CHMELÍK Jaromír	1977	00:34:30.6	03:07.2	197	02:20.5	218	03:26.0	231	02:45.8	243	03:26.2	205	03:24.2	212	03:53.0	289
44./M40-49		PaB		00:09:03.6	02:33.5	228	02:23.7	195	03:37.6	234	03:32.8	218						
209.	468	DOLEŽAL Zdeněk	1998	00:34:39.8	03:21.8	278	02:30.0	302	03:44.5	329	02:45.1	236	03:24.6	198	03:26.6	221	03:36.3	187
35./M21-29				00:09:12.7	02:32.9	227	02:21.7	175	03:26.4	169	03:29.4	199						
210.	266	ŠVARC Tomáš	1984	00:34:40.7	03:13.0	227	02:24.7	261	03:24.6	218	02:50.2	274	03:31.8	239	03:29.9	236	03:42.9	235
45./M40-49		RAMALA Rakovník		00:09:13.7	02:33.5	228	02:21.2	169	03:38.3	238	03:30.2	204						
211.	412	ZETTL Alexander	1992	00:34:40.9	03:16.3	245	02:17.4	190	03:21.5	195	02:33.9	134	03:22.1	182	03:17.2	167	03:30.9	139
87./M30-39		Loose Riders Regensburg e.v.		00:09:13.8	02:25.9	176	03:48.1	382	03:27.7	177	03:19.7	146						
212.	467	BURDA Josef	1985	00:34:41.4	03:19.5	263	02:21.9	229	03:30.7	261	02:42.4	209	03:33.6	245	03:29.7	235	03:45.5	250
46./M40-49				00:09:14.3	02:37.2	255	02:28.8	230	03:24.0	149	03:27.7	190						
213.	465	ŠENKÝŘ Vojtěch	1994	00:34:42.4	03:09.5	208	02:15.8	165	03:31.3	264	02:45.0	231	03:23.9	196	03:20.9	194	03:34.9	176
88./M30-39				00:09:15.4	02:24.7	168	02:25.0	203	03:49.1	295	04:01.9	305						
214.	406	KUZDAS Dominik	1989	00:34:43.4	02:50.0	75	02:08.6	91	03:12.7	122	02:34.1	137	03:10.0	110	03:05.7	109	03:25.2	106
89./M30-39		Suspensionlab/Wienerwaldtrails		00:09:16.4	02:29.7	205	04:14.3	386	03:33.3	209	03:59.4	295						



Event: Blinduro X

Rank	Bib.	Name	Time	RZ1	RZ2	RZ3	RZ4	RZ5	RZ6	RZ7								
Cat.rank.	NAT	Team	YoB	Gap	RZ8	RZ9	RZ10	RZ11										
215.	462	NAHALKA Denis	1993	00:34:45.1	03:14.9	232	02:22.6	236	03:24.4	216	02:53.0	294	03:38.5	273	03:22.6	206	03:36.4	190
90./M30-39				00:09:18.0	02:37.5	257	02:29.9	232	03:31.6	200	03:33.4	219						
216.	251	POLÁK Václav	1990	00:34:48.1	03:11.1	219	02:16.7	182	03:17.9	163	02:45.7	241	03:38.9	274	03:34.6	253	03:41.8	229
91./M30-39		BBC Benesov Bike Club		00:09:21.1	02:41.3	276	02:31.1	241	03:34.7	218	03:33.7	221						
217.	114	PEPŘ Miroslav	1985	00:34:49.0	03:06.6	191	02:18.2	195	03:15.4	142	02:55.5	309	03:21.9	180	03:46.0	296	03:43.5	241
5./HT 15+		CARACAL RACING		00:09:22.0	02:47.3	306	02:23.3	189	03:43.5	267	03:27.5	189						
218.	84	KOSCHAT David	1987	00:34:49.3	03:22.0	280	02:26.0	272	03:26.8	240	02:45.0	231	03:33.3	244	03:37.0	263	03:43.1	236
92./M30-39		1160*		00:09:22.3	02:36.2	249	02:27.1	218	03:29.1	189	03:23.4	171						
219.	161	BÖHM Tomáš	1996	00:34:50.3	03:10.5	211	02:26.7	276	03:22.4	199	02:45.6	239	03:28.7	220	03:39.0	273	03:43.9	243
93./M30-39		Sickbike		00:09:23.2	02:32.6	224	02:25.8	208	03:34.5	217	03:40.1	244						
220.	367	BENSON Cory	1978	00:34:50.5	03:20.6	271	02:20.0	214	03:26.0	231	02:41.6	201	03:38.0	270	03:32.2	244	03:41.7	227
47./M40-49		Bikerumor.com		00:09:23.4	02:27.1	184	02:24.4	198	03:44.3	273	03:34.2	222						
221.	335	ŠŮNA Martin	1979	00:34:50.6	03:10.6	214	02:21.3	224	03:41.6	321	02:43.5	217	03:31.6	235	03:22.0	201	03:45.1	248
48./M40-49		Kroubang Racing		00:09:23.6	02:32.8	226	02:26.1	212	03:36.1	225	03:39.4	242						
222.	351	ŠTULC Tobiáš	2008	00:34:53.1	03:06.7	193	02:20.2	216	03:37.4	297	02:43.8	220	03:33.9	246	03:35.3	257	03:41.5	226
26./M15-20		BMX Bohnice		00:09:26.1	02:31.6	215	02:30.5	235	03:43.5	268	03:28.3	193						
223.	299	ŠULC Adam	1988	00:34:53.5	03:10.7	217	02:23.6	248	04:11.2	382	02:40.1	188	03:27.1	210	03:24.3	216	03:41.4	222
94./M30-39		Bratrosstrov racing		00:09:26.4	02:27.8	191	02:22.8	182	03:35.1	221	03:28.9	197						
224.	149	NEMETH Marton	1985	00:34:55.5	03:22.4	284	02:20.5	220	03:22.0	197	02:42.1	208	03:36.7	262	03:30.4	237	03:40.5	214
49./M40-49		Mecsek Invisibles		00:09:28.4	02:32.2	220	02:36.6	279	03:37.3	231	03:34.4	223						
225.	102	VÁCLAVEK Lukáš	1991	00:34:57.0	03:15.6	239	02:21.4	225	03:16.6	151	02:50.3	276	03:37.0	263	03:47.8	300	03:55.9	303
95./M30-39		Vaclbike.cz		00:09:29.9	02:37.7	259	02:22.3	178	03:25.5	161	03:26.5	183						
226.	211	HANUSKA Matus	1990	00:35:00.2	02:58.4	132	02:23.6	249	03:22.7	200	02:47.8	256	03:28.4	217	03:19.4	185	03:48.2	261
96./M30-39		Extrem		00:09:33.1	02:40.3	272	02:36.0	273	03:44.4	274	03:50.5	271						


CRUSSFIS


Event: Blinduro X

Rank	Bib.	Name	Time	RZ1	RZ2	RZ3	RZ4	RZ5	RZ6	RZ7								
Cat.rank.	NAT	Team	YoB	Gap	RZ8	RZ9	RZ10	RZ11										
227.	263	KŘIVSKÝ Matěj	2011	00:35:00.2	03:17.6	254	02:23.9	253	03:33.7	279	02:45.1	235	03:24.8	200	03:34.7	254	03:49.0	265
27./M15-20				00:09:33.2	02:35.1	242	02:28.0	223	03:33.5	211	03:34.6	224						
228.	430	DEDEK Václav	1996	00:35:01.1	03:15.4	236	02:25.3	264	03:18.5	173	02:38.5	173	03:19.1	164	03:21.2	198	03:32.3	153
6./HT 15+				00:09:34.0	02:37.5	258	02:26.1	211	03:33.4	210	04:33.4	351						
229.	454	VIRGL Petr	2005	00:35:04.0	03:15.8	241	02:22.8	239	03:25.8	230	02:43.2	213	03:29.9	228	03:28.4	228	03:45.6	251
7./HT 15+				00:09:37.0	02:34.4	234	02:30.5	236	03:49.1	294	03:38.2	239						
230.	342	KASTNER Didi	1970	00:35:04.3	03:20.1	268	02:22.8	240	03:35.7	290	02:49.0	265	03:30.6	230	03:24.5	218	03:54.4	294
9./M50+		SV Gallneukirchen		00:09:37.3	02:34.8	239	02:23.2	187	03:37.7	236	03:31.3	212						
231.	435	KLAUS Vojtěch	1996	00:35:04.5	03:23.1	290	02:20.8	222	03:28.5	251	02:40.1	189	03:31.6	236	03:33.4	249	03:40.5	213
97./M30-39				00:09:37.4	02:31.9	217	02:32.8	254	03:41.4	254	03:39.8	243						
232.	199	KŮNA Jakub	1987	00:35:06.1	03:04.5	178	02:20.5	219	03:26.5	236	02:55.7	311	03:42.5	288	03:35.5	258	03:50.7	271
98./M30-39		Kokostezky		00:09:39.1	02:32.2	220	02:27.2	220	03:34.2	215	03:36.3	232						
233.	180	KÁLVIN Tamás	1991	00:35:07.2	03:19.7	264	02:29.3	295	03:35.6	289	02:44.5	225	03:39.5	276	03:31.0	239	03:41.4	221
99./M30-39		HijackersCrew		00:09:40.1	02:37.0	254	02:25.6	205	03:29.6	192	03:33.7	220						
234.	416	CHALUPAR Florian	1992	00:35:10.4	03:16.3	246	02:30.1	304	03:27.7	246	02:48.3	260	03:29.3	227	03:28.0	226	03:43.1	237
100./M30-39		Msc Kronast		00:09:43.3	02:30.2	210	02:31.6	246	03:41.0	251	03:44.3	259						
235.	458	GOGAL' Dávid	1992	00:35:11.1	03:27.1	310	02:29.0	289	03:34.7	283	02:49.3	270	03:32.2	241	03:15.8	161	03:36.2	186
101./M30-39				00:09:44.1	02:29.4	201	02:31.0	238	03:43.0	264	03:43.1	256						
236.	346	RUMPFHUBER Stefan	1977	00:35:13.1	03:11.7	224	02:19.9	211	03:37.4	298	02:40.2	192	03:36.2	259	03:42.6	284	03:39.5	209
50./M40-49		2RadChaoten.com		00:09:46.1	02:26.7	180	02:40.6	305	03:36.6	228	03:41.4	248						
237.	444	ENDER Kurt	1991	00:35:18.1	03:21.0	274	02:29.1	293	03:32.8	275	02:46.0	245	03:35.4	253	03:29.2	233	03:38.0	199
102./M30-39				00:09:51.0	02:37.2	256	02:39.5	296	03:32.3	207	03:37.2	235						
238.	409	RUDOLF Ondřej	1984	00:35:18.4	03:14.2	230	02:20.6	221	03:24.6	217	02:39.0	181	04:14.7	367	03:34.2	251	03:41.2	218
51./M40-49		www.grafix-mx.com		00:09:51.3	02:32.4	222	02:35.7	271	03:32.1	203	03:29.1	198						



Event: Blinduro X

Rank	Bib.	Name	Time	RZ1	RZ2	RZ3	RZ4	RZ5	RZ6	RZ7								
Cat.rank.	NAT	Team	YoB	Gap	RZ8	RZ9	RZ10	RZ11										
239.	202	SUCHOPÁR Aleš	1981	00:35:19.1	03:16.3	244	02:24.7	259	03:31.5	267	02:44.7	227	03:32.8	242	03:37.1	266	03:55.0	298
52./M40-49		#kazdejzasebe		00:09:52.0	02:34.6	235	02:32.1	250	03:34.2	215	03:35.7	230						
240.	469	HUŠEK Martin	1990	00:35:22.1	03:28.1	317	02:31.4	312	03:40.0	311	02:50.8	279	03:32.0	240	03:23.0	208	03:41.7	228
103./M30-39		beCycle		00:09:55.1	02:32.6	223	02:32.4	252	03:41.3	253	03:28.5	194						
241.	120	CAPOUCH David	1995	00:35:25.2	03:17.7	256	02:27.8	285	03:23.6	211	02:46.1	246	03:35.1	251	03:43.4	288	03:51.0	273
104./M30-39		APEX BIKE		00:09:58.1	02:40.1	270	02:27.6	222	03:30.0	194	03:42.4	252						
242.	383	CIBULKOVÁ Veronika	2007	00:35:25.8	03:22.0	281	02:27.6	281	03:30.2	260	02:45.2	237	03:33.9	247	03:37.5	267	03:38.8	206
4./W15-29		Merida Bikeranch Team		00:09:58.7	02:30.7	213	02:31.2	242	03:46.6	280	03:41.7	250						
243.	116	TOMS Štěpán	1987	00:35:27.1	03:07.4	198	02:22.0	230	03:24.8	220	02:48.1	259	03:41.1	282	03:44.6	289	03:56.8	306
105./M30-39				00:10:00.1	02:35.7	247	02:26.0	210	03:43.4	266	03:36.7	233						
244.	434	HEISTERKAMP Pascal	1984	00:35:28.5	03:23.5	291	02:23.5	246	03:37.2	296	02:47.2	252	03:42.2	286	03:25.1	219	03:41.5	224
53./M40-49				00:10:01.5	02:30.4	211	02:22.5	180	03:34.2	214	04:00.8	301						
245.	359	NEUMÜLLER Johann	1964	00:35:31.8	03:10.7	216	02:25.5	266	03:34.9	285	02:45.7	240	03:27.0	208	03:27.2	223	03:51.4	274
10./M50+		RC Mat Courture Arbö Freistadt		00:10:04.7	02:47.0	305	02:33.5	258	03:47.5	287	03:41.0	246						
246.	100	OOSTERHUIS Jacco	1990	00:35:33.6	03:21.1	275	02:31.9	317	03:27.8	247	02:48.6	262	03:42.1	285	03:39.8	277	03:45.7	254
106./M30-39		HPGS		00:10:06.6	02:34.7	238	02:36.6	278	03:37.5	232	03:27.3	186						
247.	220	TUČNÝ Martin	1983	00:35:34.8	03:16.4	247	02:24.3	254	03:31.4	266	02:47.1	250	03:28.7	221	03:32.6	245	03:52.9	286
54./M40-49				00:10:07.7	02:42.6	282	02:33.7	260	03:47.1	284	03:37.5	236						
248.	221	VEGH Istvan	1985	00:35:34.9	03:11.7	222	02:20.0	212	03:25.6	224	02:49.2	269	03:35.7	254	03:33.9	250	03:53.6	291
55./M40-49		NF Ebreichsdorf		00:10:07.9	02:48.1	311	02:35.1	269	03:38.6	239	03:42.9	255						
249.	143	HANISCH Florian	1988	00:35:40.9	03:22.0	281	02:23.7	250	03:27.6	245	02:48.1	258	03:41.2	283	03:35.0	255	03:41.9	230
107./M30-39		Mecsek Invisibles		00:10:13.8	02:44.0	291	02:32.9	255	03:39.9	245	03:44.1	258						
250.	285	ŽÁK Petr	2010	00:35:40.9	03:20.6	270	02:32.0	319	03:39.0	306	02:45.7	241	03:59.6	339	03:33.2	248	03:45.8	255
28./M15-20				00:10:13.9	02:39.1	266	02:25.9	209	03:35.3	223	03:24.2	178						



CRUSSFIS



Event: Blinduro X

Rank	Bib.	Name	Time	RZ1	RZ2	RZ3	RZ4	RZ5	RZ6	RZ7								
Cat.rank.	NAT	Team	YoB	Gap	RZ8	RZ9	RZ10	RZ11										
251.	145	KOCH Márton	1985	00:35:42.1	03:24.7	297	02:29.1	290	03:26.8	238	02:48.5	261	03:31.1	232	03:36.7	261	03:52.6	285
56./M40-49				00:10:15.0	02:39.0	265	02:28.5	227	03:48.4	290	03:36.3	231						
252.	413	DRNEC Vítězslav	1992	00:35:43.0	03:20.9	273	02:27.7	284	03:50.2	351	02:41.5	198	03:46.5	305	03:37.1	265	03:38.2	201
108./M30-39				00:10:16.0	02:35.2	243	02:28.2	226	03:42.3	260	03:34.7	227						
253.	459	JAZEJČEK René	1971	00:35:43.6	03:33.3	326	02:25.5	269	03:28.3	250	02:50.5	277	03:40.7	279	03:31.1	241	03:41.3	219
11./M50+		Moravian Eagles		00:10:16.6	02:34.7	236	02:28.6	228	03:40.5	247	03:48.7	270						
254.	341	KASPER Richard	1995	00:35:47.5	03:23.0	289	02:29.1	290	03:32.3	273	02:49.1	267	03:26.0	204	03:28.9	232	03:44.6	246
109./M30-39				00:10:20.4	02:36.8	253	02:33.4	257	03:50.5	301	03:53.6	278						
255.	140	FÜLÖP Zsolt	1986	00:35:48.3	03:22.6	286	02:22.9	241	03:25.7	227	02:47.0	249	03:36.5	261	03:39.4	276	03:39.0	207
57./M40-49				00:10:21.3	02:42.4	280	02:22.8	183	03:37.9	237	04:11.6	322						
256.	139	EGYED Gábor	1985	00:35:49.8	03:24.4	296	02:29.8	300	03:26.9	241	02:53.8	297	03:44.5	299	03:40.6	279	03:45.0	247
58./M40-49				00:10:22.7	02:40.3	272	02:28.8	229	03:37.2	230	03:38.0	238						
257.	243	ZIEGLER Sebastián	2010	00:35:51.9	03:15.6	239	02:16.6	176	03:21.3	192	02:48.7	264	03:28.6	219	03:31.5	242	03:49.3	267
29./M15-20		Grafix MX		00:10:24.8	02:34.0	231	03:24.3	375	03:42.8	263	03:38.7	240						
258.	264	ŘEZNÍČEK Jan	1983	00:35:52.0	03:17.2	251	02:24.6	258	03:23.5	209	02:39.6	187	03:36.4	260	03:33.1	246	03:57.7	310
59./M40-49				00:10:25.0	02:43.8	287	02:42.3	309	03:35.5	224	03:57.7	291						
259.	127	KOHOUTEK Jakub	1987	00:35:52.1	03:17.7	255	02:26.1	273	03:32.0	270	02:49.4	272	03:30.0	229	03:35.3	256	03:55.0	299
110./M30-39				00:10:25.1	02:46.5	300	02:35.1	268	03:43.0	265	03:41.8	251						
260.	107	HEJPETR Patrik	1996	00:35:54.0	03:11.9	226	02:22.2	234	03:21.9	196	02:50.2	274	03:34.8	250	03:41.3	281	03:54.1	293
111./M30-39				00:10:26.9	02:40.7	274	02:34.6	263	03:43.8	269	03:58.1	292						
261.	135	PASTORČÁK Pavel	1984	00:35:56.3	03:05.9	186	02:16.4	175	03:18.1	165	02:42.8	212	03:47.9	310	04:07.8	344	03:47.7	260
60./M40-49		JP Bikes		00:10:29.3	02:40.9	275	02:36.0	272	03:47.0	283	03:45.4	263						
262.	437	KOCOUREK Václav	1996	00:35:57.3	03:19.8	265	02:25.5	270	03:32.2	271	02:49.1	268	03:38.1	271	03:38.5	270	03:43.8	242
112./M30-39				00:10:30.2	02:33.9	230	02:40.5	303	03:44.9	275	03:50.6	272						



Event: Blinduro X

Rank	Bib.	Name	Time	RZ1	RZ2	RZ3	RZ4	RZ5	RZ6	RZ7								
Cat.rank.	NAT	Team	YoB	Gap	RZ8	RZ9	RZ10	RZ11										
263.	297	ŠEDIVÝ Jakub	1998	00:35:58.2	03:15.6	238	02:25.5	265	03:27.3	242	02:47.7	255	03:33.1	243	03:28.7	231	03:49.0	266
36./M21-29				00:10:31.1	02:30.6	212	02:43.6	318	04:03.2	332	03:53.5	277						
264.	90	PRAND Mario	1997	00:36:05.7	03:18.2	260	02:34.5	336	03:29.2	255	02:43.3	215	03:43.4	292	04:09.6	348	03:44.1	244
37./M21-29				00:10:38.7	02:38.5	262	02:31.6	247	03:37.6	235	03:35.2	228						
265.	80	BENEŠ Jiří	1989	00:36:09.2	03:15.2	234	02:22.1	233	03:22.8	202	02:53.8	298	03:39.5	276	03:44.9	292	03:54.4	295
113./M30-39				00:10:42.1	02:43.2	285	02:32.2	251	03:36.7	229	04:04.0	309						
266.	94	VLAS Lukáš	1986	00:36:16.3	03:19.2	261	02:32.6	322	03:32.2	272	02:52.1	289	03:37.4	266	03:41.4	282	03:52.3	282
61./M40-49				00:10:49.3	02:44.3	295	02:31.5	244	03:41.7	257	03:51.2	274						
267.	268	URBANOVÁ Martina	1987	00:36:17.2	03:16.0	242	02:22.9	242	03:26.4	234	02:47.2	251	03:40.3	278	03:49.7	309	03:58.8	314
4./W30-39		RAMALA Rakovník		00:10:50.1	02:47.6	308	02:32.6	253	03:42.8	262	03:52.5	276						
268.	338	FRIESEN Steven	1996	00:36:17.9	03:16.9	249	02:21.6	226	03:35.2	286	02:43.7	218	03:54.4	328	03:42.7	286	03:38.2	202
114./M30-39				00:10:50.8	02:35.5	245	02:54.8	342	03:39.4	243	03:55.0	280						
269.	111	LEŠNER Vojtěch	1970	00:36:19.4	03:20.0	266	02:29.6	299	03:31.3	265	02:52.8	292	03:31.7	237	04:05.9	337	03:50.3	270
12./M50+				00:10:52.3	02:38.7	263	02:34.9	267	03:42.1	259	03:41.7	249						
270.	224	CAKO Mirek	2009	00:36:20.5	03:16.9	250	02:23.5	247	03:29.8	259	02:45.8	243	03:29.0	225	04:31.6	370	03:39.7	211
30./M15-20				00:10:53.5	03:18.6	375	02:26.5	215	03:28.5	181	03:30.0	201						
271.	81	CONTADO Alessandro	1990	00:36:27.5	03:17.2	253	02:27.5	279	03:26.3	233	02:51.2	283	03:37.6	267	03:45.5	293	04:15.5	359
115./M30-39				00:11:00.5	02:49.1	315	02:34.7	265	03:41.5	255	03:41.1	247						
272.	471	KLINDEROVA Katerina	1997	00:36:29.0	03:26.1	305	02:30.1	303	03:32.0	269	02:55.1	307	03:47.4	308	03:54.6	324	03:57.3	309
5./W15-29		RideNsoul		00:11:02.0	02:43.1	284	02:28.2	225	03:43.9	270	03:30.9	209						
273.	154	SZŰTS Gábor	1989	00:36:35.8	03:22.7	288	02:27.7	282	03:29.7	258	02:53.2	296	03:56.8	333	03:39.9	278	03:48.8	264
116./M30-39				00:11:08.7	02:51.9	324	02:37.5	282	03:40.7	248	03:46.6	265						
274.	246	KADEČKA Ondřej	1990	00:36:36.1	03:25.5	300	02:25.8	271	03:33.8	280	02:56.4	316	04:02.6	347	04:04.8	334	03:48.3	262
117./M30-39		BBC Benesov Bike Club		00:11:09.0	02:34.3	233	02:30.7	237	03:36.2	226	03:37.2	234						











CRUSSFIS


Event: Blinduro X

Rank	Bib.	Name	Time	RZ1	RZ2	RZ3	RZ4	RZ5	RZ6	RZ7								
Cat.rank.	NAT	Team	YoB	Gap	RZ8	RZ9	RZ10	RZ11										
275.	382	BABACEK Christoph	1996	00:36:36.4	03:41.8	353	02:29.4	298	03:33.4	278	02:54.4	303	03:35.3	252	03:34.2	252	03:46.1	256
118./M30-39		MuddyTeamBikers		00:11:09.4	02:38.7	264	02:41.1	307	03:41.5	255	04:00.1	298						
276.	210	GSCHWANDTNER Hara	1992	00:36:38.6	03:17.2	251	02:25.5	266	03:32.8	274	02:46.9	248	03:37.8	269	03:53.2	319	03:53.0	287
119./M30-39				00:11:11.6	02:46.8	304	02:33.6	259	03:46.1	277	04:05.4	314						
277.	490	ČERMÁK David	2008	00:36:40.7	03:38.4	340	02:30.8	307	03:53.2	361	02:54.3	302	03:39.0	275	03:38.6	271	03:55.4	302
31./M15-20				00:11:13.7	02:34.0	231	02:29.0	231	03:41.2	252	03:46.5	264						
278.	205	ŠTAJNC David	1989	00:36:40.9	03:05.6	185	02:27.7	282	03:37.6	299	02:57.6	324	03:47.9	309	03:47.4	299	03:59.0	315
120./M30-39				00:11:13.8	02:44.7	296	02:37.3	281	03:39.4	242	03:56.4	286						
279.	150	OZSVART András	1983	00:36:42.6	03:23.9	293	02:29.1	292	03:28.9	254	02:50.9	280	03:43.7	293	03:48.4	303	03:45.4	249
62./M40-49		Mecsek Invisibles		00:11:15.6	02:49.0	313	02:53.5	340	03:42.6	261	03:46.8	267						
280.	117	UNAR Štěpán	1991	00:36:49.0	03:28.0	316	02:36.8	341	03:40.8	319	03:00.7	334	03:43.7	294	03:37.8	268	04:00.2	324
121./M30-39		Bike Rehab		00:11:22.0	02:43.0	283	02:31.0	238	03:48.8	292	03:37.7	237						
281.	248	KAUKER Márton	1986	00:36:51.3	03:23.7	292	02:23.0	243	03:28.3	249	03:00.3	332	03:43.7	294	03:52.5	317	03:51.6	277
63./M40-49				00:11:24.2	02:39.2	267	02:39.3	295	03:53.9	312	03:55.3	281						
282.	450	SKALA Filip	1994	00:36:58.7	03:15.5	237	02:25.5	268	03:37.7	300	02:53.0	294	03:54.7	329	03:47.9	301	03:55.1	301
122./M30-39				00:11:31.6	02:38.1	260	02:38.4	290	03:52.1	306	04:00.2	299						
283.	348	SERVOS Roman	1989	00:36:59.7	03:48.2	364	02:35.4	337	03:38.1	303	02:52.5	290	03:44.0	297	03:42.7	285	03:52.5	284
123./M30-39		MTB Club Aus der Puste		00:11:32.7	02:41.4	277	02:30.4	234	03:47.4	286	03:46.7	266						
284.	245	ILYES David	1990	00:37:02.4	03:20.8	272	02:19.0	203	03:26.5	235	02:47.5	254	03:31.5	234	03:23.5	209	04:08.1	345
124./M30-39				00:11:35.4	03:39.5	385	02:38.7	292	03:53.0	308	03:53.9	279						
285.	156	VARGA Sándor	1987	00:37:04.0	03:39.7	345	02:29.4	296	03:29.5	256	02:49.0	265	03:42.1	284	04:13.6	354	03:45.6	252
125./M30-39				00:11:37.0	02:41.7	278	02:38.0	287	03:46.7	281	03:48.5	269						
286.	347	SATZINGER Reinhard	1967	00:37:04.8	03:44.1	356	02:27.9	286	03:27.6	244	02:56.3	314	03:34.1	248	03:38.7	272	03:54.5	296
13./M50+		SVG Radsport		00:11:37.8	02:36.7	252	02:36.5	276	03:49.7	299	04:18.4	332						


CRUSSFIS


Event: Blinduro X

Rank	Bib.	Name	Time	RZ1	RZ2	RZ3	RZ4	RZ5	RZ6	RZ7								
Cat.rank.	NAT	Team	YoB	Gap	RZ8	RZ9	RZ10	RZ11										
287.	392	TOUŠ Pavel	1977	00:37:08.0	03:24.2	295	02:24.8	262	03:28.8	253	02:58.4	325	03:49.3	316	03:44.8	291	03:47.1	259
64./M40-49		KT Bikers		00:11:40.9	02:45.3	297	02:40.5	302	03:46.6	279	04:17.9	331						
288.	320	FÄTH Patrick	1989	00:37:15.9	03:25.0	298	02:26.6	275	03:40.5	316	02:51.6	284	03:45.1	302	03:46.5	297	03:57.3	308
126./M30-39				00:11:48.9	02:47.7	309	02:38.2	288	03:53.8	311	04:03.2	308						
289.	415	HAVEL Matouš	2009	00:37:16.6	03:25.0	298	02:34.3	335	03:51.1	352	03:02.7	341	03:34.7	249	03:38.0	269	03:58.7	312
8./HT 15+				00:11:49.6	02:50.1	319	02:35.1	270	03:50.9	302	03:55.6	283						
290.	489	CYPRICH Michal	1983	00:37:19.0	03:22.1	283	02:36.8	342	03:35.2	286	02:56.8	321	03:37.3	265	03:49.5	307	03:51.7	279
65./M40-49				00:11:52.0	02:43.2	286	02:39.1	294	03:55.7	316	04:11.2	320						
291.	507	RAGULA Patrik	2000	00:37:26.4	03:25.6	301	02:36.9	343	03:38.0	302	03:00.2	331	03:44.8	300	03:52.3	316	03:54.6	297
38./M21-29				00:11:59.4	02:42.6	281	02:43.4	317	03:47.2	285	04:00.4	300						
292.	237	POVOLNÝ Vojta	2010	00:37:27.0	03:35.5	330	02:26.6	274	03:39.5	309	02:48.6	263	03:58.6	338	04:06.1	338	04:04.3	334
32./M15-20				00:11:59.9	02:38.3	261	02:36.1	275	03:47.7	288	03:45.2	262						
293.	473	KYSILKO Petr	1997	00:37:27.4	03:18.2	259	02:36.7	340	03:42.3	323	02:56.6	319	04:01.0	345	03:54.4	322	03:55.1	300
39./M21-29				00:12:00.4	02:48.0	310	02:32.9	255	03:46.3	278	03:55.4	282						
294.	247	KALENDA David	1987	00:37:28.9	02:32.5	15	02:34.3	334	03:40.5	315	02:51.6	284	04:07.4	353	04:14.5	355	04:14.2	358
127./M30-39				00:12:01.9	02:59.9	348	02:36.9	280	03:40.5	246	03:56.2	285						
295.	391	TAUBER Felix	2001	00:37:33.3	03:45.8	358	02:39.3	350	03:40.7	317	02:52.1	288	03:43.3	291	03:45.5	294	03:48.4	263
40./M21-29		MuddyTeamBikers		00:12:06.2	02:49.7	318	02:39.8	297	03:50.0	300	03:58.2	293						
296.	504	PALIVEC Vít	1979	00:37:33.4	03:16.5	248	02:31.3	311	03:40.5	314	02:56.0	313	03:50.4	320	03:48.2	302	03:59.6	318
66./M40-49				00:12:06.4	02:44.0	290	02:38.6	291	04:05.3	337	04:02.6	307						
297.	388	SVOBODA Miloslav	1978	00:37:34.4	03:21.3	276	02:33.7	328	03:34.7	283	03:07.5	350	03:50.4	321	03:39.2	275	04:00.3	325
67./M40-49		FR Bikes		00:12:07.4	02:46.6	302	02:46.6	328	04:02.5	329	03:51.2	273						
298.	115	RŮŽIČKA Radek	1993	00:37:34.9	03:16.2	243	02:23.4	245	03:30.8	262	03:56.1	394	03:40.7	279	03:51.6	313	04:17.6	362
128./M30-39				00:12:07.8	02:40.0	268	02:44.7	325	03:45.2	276	03:28.1	192						



Event: Blinduro X

Rank	Bib.	Name	Time	RZ1	RZ2	RZ3	RZ4	RZ5	RZ6	RZ7								
Cat.rank.	NAT	Team	YoB	Gap	RZ8	RZ9	RZ10	RZ11										
299.	436	KOCEK Karel	1988	00:37:37.7	03:31.8	322	02:31.5	313	03:39.4	308	03:01.6	336	03:41.0	281	03:35.8	260	04:07.2	339
129./M30-39				00:12:10.6	02:52.5	326	02:43.7	319	03:53.0	307	03:59.7	296						
300.	455	WINTER Mario	1971	00:37:38.2	03:21.5	277	02:26.7	277	03:39.0	307	02:54.4	303	03:54.7	329	03:39.1	274	03:59.5	317
14./M50+				00:12:11.2	02:54.4	338	02:40.7	306	03:54.9	314	04:12.9	325						
301.	428	VRBA Adam	2005	00:37:44.0	03:28.9	318	02:42.6	361	03:43.6	326	02:54.1	301	03:57.1	334	03:45.9	295	03:52.4	283
41./M21-29				00:12:16.9	02:44.2	294	02:44.0	321	03:51.7	305	03:59.1	294						
302.	178	HOLCZER Andras	1986	00:37:48.2	03:34.2	327	02:39.3	351	03:45.4	332	02:56.4	316	03:38.1	272	04:06.9	341	04:09.8	349
68./M40-49				00:12:21.2	02:46.5	300	02:38.8	293	03:49.7	298	03:42.7	254						
303.	456	WÖHRER Bernhard	1974	00:37:49.3	03:26.7	308	02:30.7	306	03:40.1	312	02:54.8	306	03:53.9	327	03:42.0	283	04:00.2	323
15./M50+				00:12:22.3	02:53.9	334	02:39.9	299	03:55.5	315	04:11.2	321						
304.	296	NOVÁK Odřej	1996	00:38:09.0	03:36.9	334	02:33.3	327	03:36.9	294	02:54.5	305	03:45.1	301	04:03.6	333	03:53.0	288
130./M30-39				00:12:41.9	02:52.2	325	02:42.6	313	03:58.5	319	04:12.2	324						
305.	425	VALA Jakub	1980	00:38:09.1	03:29.2	320	02:32.7	323	03:42.9	324	03:03.2	342	03:50.1	318	03:44.8	290	03:59.6	319
69./M40-49				00:12:42.0	02:53.7	330	02:48.1	330	04:00.0	323	04:04.3	311						
306.	441	SYROVEC Martin	2006	00:38:11.6	03:23.9	293	02:31.1	310	03:46.9	341	02:48.1	257	03:49.0	315	04:03.5	332	03:58.5	311
33./M15-20		SK Norton Milence		00:12:44.6	02:53.0	329	03:03.4	356	03:46.9	282	04:07.0	316						
307.	463	SKŘIVÁNEK Adam	1989	00:38:11.8	03:46.7	359	02:34.2	333	03:42.0	322	02:58.7	326	03:52.9	325	03:49.6	308	03:52.1	281
131./M30-39				00:12:44.7	02:47.4	307	02:37.7	286	03:53.2	309	04:17.1	330						
308.	440	STEINKEMPER Jörg	1977	00:38:13.6	03:40.8	348	02:28.1	287	03:54.0	362	03:02.1	338	03:53.4	326	03:47.1	298	03:53.3	290
70./M40-49		Radfuchse Büren		00:12:46.5	02:43.9	288	02:43.7	319	04:05.3	336	04:01.5	303						
309.	148	NEMETH Aron	1983	00:38:16.8	03:21.9	279	02:29.2	294	03:27.3	243	02:56.8	322	04:08.7	356	04:24.1	366	03:51.6	278
71./M40-49		Mecsek Invisibles		00:12:49.8	02:50.9	322	02:43.3	316	03:51.7	304	04:10.8	319						
310.	288	FORGÓ Filip	1989	00:38:19.7	03:41.2	350	02:34.0	330	03:51.3	354	02:55.6	310	03:49.0	313	03:49.4	306	04:00.8	327
132./M30-39				00:12:52.7	02:46.2	298	02:56.2	346	04:03.2	331	03:52.5	275						











Event: Blinduro X

Rank	Bib.	Name	Time	RZ1	RZ2	RZ3	RZ4	RZ5	RZ6	RZ7								
Cat.rank.	NAT	Team	YoB	Gap	RZ8	RZ9	RZ10	RZ11										
311.	358	LEENAARTS Dirk	1975	00:38:21.1	03:39.1	342	02:32.7	323	03:30.9	263	02:52.9	293	03:49.5	317	03:58.0	327	03:56.0	304
16./M50+				00:12:54.1	02:44.1	293	02:41.5	308	03:48.2	289	04:47.7	364						
312.	337	ECKERSTORFER Manu	1996	00:38:25.3	03:20.0	266	02:22.0	231	03:46.4	338	02:50.5	278	03:57.3	335	03:52.3	315	03:50.9	272
133./M30-39				00:12:58.3	03:11.0	367	02:37.5	282	04:35.2	368	04:01.8	304						
313.	460	KUTIŠ Ondřej	1985	00:38:26.4	04:02.8	380	02:31.6	314	03:36.9	293	03:00.4	333	03:59.9	340	04:15.0	356	03:49.6	269
72./M40-49				00:12:59.4	02:46.8	303	02:36.5	277	03:48.9	293	03:57.6	290						
314.	332	SCHULTE-MEYER Anna	1987	00:38:26.6	03:41.7	352	02:34.1	332	03:44.2	328	03:00.9	335	03:52.8	324	04:06.2	339	03:59.7	320
5./W30-39		Team Galaktika		00:12:59.6	02:50.5	320	02:39.8	298	03:51.3	303	04:05.1	313						
315.	186	SZMOLKA Zoltán	1983	00:38:27.4	03:34.9	328	02:51.8	378	03:46.8	339	02:59.2	327	03:48.7	311	03:42.8	287	04:07.9	344
73./M40-49				00:13:00.4	02:58.0	343	02:37.5	284	03:58.3	318	04:01.0	302						
316.	345	RAMMELMÜLLER Benji	1986	00:38:27.8	03:52.1	371	02:34.1	331	03:52.5	357	02:52.5	291	03:35.7	256	03:54.5	323	04:02.2	331
74./M40-49		Alpenverein Aschach		00:13:00.8	02:49.4	317	02:31.2	243	03:49.5	296	04:33.7	352						
317.	475	SABO Juraj	1990	00:38:34.6	03:31.9	323	02:32.4	321	03:47.9	344	02:56.4	316	03:52.6	323	04:04.8	334	03:59.9	322
134./M30-39				00:13:07.6	03:07.5	362	02:42.6	311	03:49.6	297	04:08.6	318						
318.	362	STOLIČNÝ Luděk	1979	00:38:36.0	03:37.1	335	02:38.7	349	03:47.8	343	02:56.7	320	03:46.8	307	03:48.6	304	04:02.4	332
75./M40-49				00:13:09.0	02:49.1	314	02:55.1	343	04:00.1	324	04:13.3	327						
319.	307	KÖLTÖOVÁ Aneta	1994	00:38:36.4	03:47.2	361	02:44.5	366	03:51.6	355	03:05.7	348	03:52.0	322	03:49.8	310	03:51.5	275
6./W30-39				00:13:09.4	02:51.8	323	02:44.6	324	04:00.8	325	03:56.6	287						
320.	219	ŠETINA Zbyněk	1979	00:38:42.4	03:27.9	314	02:30.2	305	03:37.9	301	02:54.0	299	03:46.1	304	04:10.4	349	03:56.4	305
76./M40-49				00:13:15.4	02:43.9	289	03:17.2	370	04:06.2	340	04:12.0	323						
321.	206	ŠUPKA Jan	1983	00:38:43.4	03:37.9	338	02:50.2	375	03:46.2	337	03:09.0	357	03:43.0	289	03:51.0	312	04:09.9	350
77./M40-49		Vyšebrodský Icik Adrenalin Team		00:13:16.4	02:53.8	332	02:42.6	312	04:02.2	328	03:57.2	289						
322.	396	AUFREITER Georg	1988	00:38:57.8	03:28.9	319	02:33.2	326	03:38.1	304	03:01.7	337	03:48.9	312	03:57.0	326	03:59.9	321
135./M30-39				00:13:30.8	02:49.2	316	02:46.4	327	04:13.7	348	04:40.3	358						






Event: Blinduro X

Rank	Bib.	Name	Time	RZ1	RZ2	RZ3	RZ4	RZ5	RZ6	RZ7								
Cat.rank.	NAT	Team	YoB	Gap	RZ8	RZ9	RZ10	RZ11										
323.	353	ZALEWSKI Martin	1980	00:38:59.2	04:35.1	392	02:37.5	345	03:40.3	313	02:55.9	312	03:45.3	303	03:52.0	314	04:01.7	330
78./M40-49		Do-City		00:13:32.2	02:53.8	331	02:44.2	323	03:48.8	291	04:04.2	310						
324.	212	HOFMAN Pavel	1979	00:39:01.1	03:26.1	304	02:32.0	318	03:46.2	336	02:56.3	315	03:54.8	331	04:06.3	340	04:07.3	340
79./M40-49				00:13:34.0	02:58.8	346	02:46.4	326	04:12.1	345	04:14.4	328						
325.	190	TOROK Balazs	1991	00:39:01.2	03:35.5	329	02:29.9	301	03:36.0	291	03:05.1	347	04:34.7	379	04:21.3	361	04:09.3	348
136./M30-39				00:13:34.1	02:44.1	292	02:44.2	322	03:44.1	272	03:56.7	288						
326.	350	ŠTULC Kryštof	1976	00:39:13.8	03:25.7	302	02:29.0	288	03:43.8	327	03:11.5	362	04:06.3	350	04:09.5	347	04:00.7	326
17./M50+		BMX Bohnice		00:13:46.7	02:46.2	299	02:34.6	264	04:18.1	352	04:27.8	342						
327.	194	GRBAČ Pavel	1976	00:39:23.1	03:26.4	307	02:31.6	314	03:46.8	340	02:59.5	329	03:43.0	289	03:49.0	305	04:27.8	375
18./M50+		Vyšebrodský Icik Adrenalin Team		00:13:56.1	02:52.7	327	02:51.1	336	04:01.8	327	04:53.0	366						
328.	464	SVOBODA Sebastian	1992	00:39:38.3	03:40.7	346	02:33.2	325	03:47.6	342	03:11.5	361	04:11.2	363	04:05.3	336	04:05.6	337
137./M30-39		Fotfik na kole		00:14:11.3	02:58.7	345	02:36.1	274	04:05.8	339	04:22.4	337						
329.	195	GROFEK Jan	1970	00:39:47.5	03:41.2	349	02:38.2	348	03:45.0	331	03:10.4	358	03:57.6	337	03:52.9	318	04:16.4	361
19./M50+		Vyšebrodský Icik Adrenalin Team		00:14:20.4	02:55.6	339	02:48.2	331	04:02.8	330	04:38.7	356						
330.	499	KOREČEK Martin	1992	00:39:50.4	03:27.7	313	02:37.6	346	03:52.9	360	03:04.5	345	03:42.4	287	04:23.5	365	04:10.1	351
9./HT 15+				00:14:23.3	02:53.9	333	03:05.5	360	04:18.8	353	04:13.0	326						
331.	318	ARKENBERG Nils	1984	00:39:51.7	03:36.2	333	02:44.1	365	03:39.9	310	03:04.7	346	04:28.5	377	04:01.7	329	04:07.5	342
80./M40-49				00:14:24.6	02:54.0	336	02:52.6	339	04:03.4	333	04:18.6	333						
332.	95	WÜRTHERLE Jiří	1985	00:39:54.1	03:27.5	312	02:40.2	353	03:49.6	348	03:02.3	339	04:10.6	361	04:28.8	368	04:05.4	335
81./M40-49				00:14:27.1	02:55.6	339	02:42.5	310	04:08.7	342	04:22.5	338						
333.	401	HIMMELSTOß Peter	1991	00:40:01.9	03:41.6	351	02:40.8	355	03:48.8	347	03:20.5	377	04:12.8	365	04:07.7	343	04:00.9	328
138./M30-39		Loose Riders Regensburg		00:14:34.8	02:48.4	312	02:48.8	333	03:59.7	322	04:31.6	345						
334.	252	POTOČÁROVÁ Lucie	1985	00:40:10.6	03:49.8	366	02:41.2	357	03:51.1	353	02:55.1	308	04:17.2	369	04:37.6	375	04:01.5	329
2./W40+				00:14:43.6	02:40.3	271	02:47.5	329	04:03.7	334	04:25.2	340						



Event: Blinduro X

Rank	Bib.	Name	Time	RZ1	RZ2	RZ3	RZ4	RZ5	RZ6	RZ7								
Cat.rank.	NAT	Team	YoB	Gap	RZ8	RZ9	RZ10	RZ11										
335.	371	GLANZ Almuth Anna	1982	00:40:25.5	03:47.2	361	02:37.4	344	03:46.1	335	03:04.3	344	03:44.0	298	03:51.0	311	04:07.1	338
3./W40+				00:14:58.4	03:08.0	363	02:57.3	349	04:22.3	358	05:00.2	367						
336.	302	UDATNÝ Jiří	2003	00:40:31.5	03:37.5	337	02:24.6	256	03:34.2	282	02:49.5	273	05:00.5	389	04:09.1	345	04:11.0	353
42./M21-29		T.J. Sokol Těpeře		00:15:04.5	02:53.9	334	02:43.0	315	04:46.0	374	04:21.8	336						
337.	124	HÖNIG Václav	1982	00:40:33.2	03:39.6	344	02:42.2	358	04:00.1	369	03:19.5	373	04:09.1	358	04:09.3	346	04:24.3	372
10./HT 15+		Tortilly v mlze		00:15:06.1	03:18.2	374	02:48.7	332	04:05.7	338	03:56.0	284						
338.	277	GUGLBERGER Patrick	1998	00:40:42.1	04:01.8	377	02:49.4	373	03:52.6	358	03:02.5	340	04:00.0	341	04:11.8	352	04:21.1	368
43./M21-29				00:15:15.1	03:00.5	351	03:00.4	352	04:14.8	349	04:06.8	315						
339.	418	KOTRCH Marek	1993	00:40:49.5	03:42.1	355	03:17.3	396	04:00.1	370	03:04.1	343	04:00.3	342	04:35.0	374	04:21.0	367
139./M30-39				00:15:22.5	02:57.6	342	02:55.3	345	03:53.9	312	04:02.4	306						
340.	513	TUPEC Tomáš	1993	00:41:04.9	03:57.8	376	02:46.7	371	03:55.7	364	03:20.0	375	04:07.9	354	04:00.1	328	04:13.0	354
140./M30-39		#fotříknakole		00:15:37.9	03:09.1	364	02:56.8	347	04:09.4	343	04:28.1	343						
341.	336	DORNINGER Klemens	1988	00:41:09.1	03:51.9	369	02:42.6	360	04:03.8	373	03:10.6	359	04:09.7	360	04:11.9	353	04:22.9	371
141./M30-39		SVG Radsport		00:15:42.1	03:06.6	361	02:57.5	350	04:12.3	346	04:18.9	334						
342.	426	VALENTA Tomáš	1978	00:41:10.2	03:15.3	235	02:24.6	257	03:33.9	281	07:19.1	398	03:24.7	199	03:35.7	259	03:51.6	276
82./M40-49				00:15:43.1	03:25.4	380	02:38.2	289	03:53.4	310	03:47.9	268						
343.	334	ŠTURMA Jan	1974	00:41:10.3	03:55.3	374	02:46.2	370	03:54.9	363	03:08.5	356	04:06.0	349	04:18.4	359	04:15.8	360
20./M50+				00:15:43.3	03:00.3	350	02:55.3	344	04:13.3	347	04:36.0	353						
344.	378	SCHREILECHNER Lena	1996	00:41:11.2	03:52.0	370	02:45.1	367	03:52.8	359	03:08.2	355	03:55.4	332	04:02.6	330	04:08.8	347
7./W30-39		Radlager Racing		00:15:44.1	02:54.4	337	03:07.5	364	04:21.2	355	05:02.7	369						
345.	292	KOCOUREK Vojtěch	1990	00:41:29.7	03:44.8	357	02:33.9	329	03:46.1	334	03:12.6	363	04:13.1	366	04:47.8	382	04:18.1	363
142./M30-39				00:16:02.7	03:03.5	355	03:01.7	353	04:15.2	350	04:32.6	348						
346.	461	MYNAŘ Maroš	1993	00:41:31.6	03:37.4	336	02:40.7	354	04:10.2	379	03:13.2	364	04:05.3	348	04:06.9	342	04:13.2	357
143./M30-39				00:16:04.6	03:02.8	353	02:50.7	335	04:16.4	351	05:14.3	374						



Event: Blinduro X

Rank	Bib.	Name	Time	RZ1	RZ2	RZ3	RZ4	RZ5	RZ6	RZ7								
Cat.rank.	NAT	Team	YoB	Gap	RZ8	RZ9	RZ10	RZ11										
347.	448	PFAU Norman	1984	00:41:35.0	03:54.2	373	02:44.1	364	04:14.4	385	03:06.5	349	04:16.9	368	04:21.6	362	04:13.0	354
83./M40-49				00:16:08.0	03:01.5	352	02:50.6	334	04:04.1	335	04:47.8	365						
348.	405	KROUTIL Petr	1975	00:41:35.6	03:35.7	332	02:36.7	339	03:43.3	325	03:14.5	367	04:08.7	355	04:33.3	372	04:05.4	336
21./M50+		Kruřas Bikes		00:16:08.5	02:58.0	344	03:04.9	359	04:27.5	361	05:07.2	371						
349.	326	KROUPA David	1979	00:41:44.3	03:48.5	365	02:43.8	363	03:57.1	366	03:08.2	354	04:00.5	343	04:21.1	360	04:22.1	369
84./M40-49		Kroubang Racing		00:16:17.3	03:21.9	376	03:03.5	357	04:30.9	366	04:26.5	341						
350.	87	NIEDERMAYR Urban	1986	00:41:55.3	03:51.3	368	02:43.5	362	04:00.7	371	03:21.1	378	04:20.7	373	04:28.9	369	04:32.3	377
85./M40-49				00:16:28.3	03:04.6	357	02:51.9	337	04:06.9	341	04:33.0	349						
351.	144	KELIŠ Martin	1981	00:41:56.3	03:39.5	343	02:45.4	369	03:49.8	350	03:22.7	380	04:38.6	384	04:38.7	376	04:13.2	356
86./M40-49		Bikes & Beers		00:16:29.2	03:02.9	354	02:54.2	341	04:10.4	344	04:40.3	357						
352.	502	KURŠ Jan	1980	00:42:05.8	03:56.7	375	03:04.4	392	04:12.7	384	03:18.4	371	04:21.5	374	04:21.8	363	04:10.6	352
87./M40-49				00:16:38.8	03:00.0	349	03:06.8	362	04:01.4	326	04:31.0	344						
353.	85	MELLITZER Klaus	1974	00:42:14.8	03:42.0	354	02:51.5	377	03:45.0	330	03:19.5	372	04:25.2	375	04:23.3	364	04:41.2	383
22./M50+				00:16:47.8	03:17.4	373	03:05.8	361	04:28.0	364	04:15.6	329						
354.	377	SCHMID Hanna	2001	00:42:15.9	03:52.9	372	02:45.4	368	03:59.8	368	03:07.7	351	04:27.4	376	04:27.7	367	04:20.3	365
6./W15-29		Radlager Racing		00:16:48.8	03:05.5	359	02:40.6	304	04:24.1	359	05:04.1	370						
355.	368	BENSON Veronika	1976	00:42:26.2	04:11.2	386	02:55.8	386	04:10.2	380	03:17.6	370	04:06.6	351	04:11.7	351	04:22.5	370
4./W40+				00:16:59.2	03:03.6	356	02:59.7	351	04:19.3	354	04:47.5	363						
356.	93	SCHRENK Michael	1983	00:42:32.8	03:38.1	339	02:38.2	347	03:40.8	318	03:11.4	360	04:09.0	357	04:17.2	358	04:51.7	388
88./M40-49				00:17:05.7	03:48.9	387	03:24.7	376	04:27.5	362	04:24.9	339						
357.	254	SVOJŠE Otakar	1988	00:43:11.4	04:04.9	382	02:58.1	387	04:12.1	383	03:22.6	379	04:11.1	362	04:40.0	378	04:33.3	379
144./M30-39				00:17:44.3	03:06.4	360	03:02.9	354	04:21.2	356	04:38.3	355						
358.	259	JANOUSEK Martin	1990	00:43:17.7	03:33.1	325	02:26.8	278	03:33.1	276	03:13.7	365	04:37.7	382	04:55.2	385	04:20.6	366
145./M30-39				00:17:50.7	03:05.0	358	03:10.3	367	04:49.3	378	05:32.5	378						



Event: Blinduro X

Rank	Bib.	Name	Time	RZ1	RZ2	RZ3	RZ4	RZ5	RZ6	RZ7								
Cat.rank.	NAT	Team	YoB	Gap	RZ8	RZ9	RZ10	RZ11										
359.	152	PÓSZ Pál	1986	00:43:25.0	03:47.2	360	02:42.3	359	04:05.9	376	03:14.8	368	04:19.2	371	05:27.9	392	04:26.7	374
89./M40-49				00:17:57.9	03:24.1	379	02:57.1	348	04:21.8	357	04:37.5	354						
360.	227	KASAL Jiří	2010	00:43:45.0	03:32.3	324	02:32.0	320	03:46.0	333	03:17.6	369	04:17.4	370	04:46.0	380	04:41.5	384
11./HT 15+				00:18:18.0	03:09.5	365	03:04.8	358	04:40.8	370	05:56.7	380						
361.	478	FAUST Patrick	1970	00:44:07.0	04:07.6	384	02:53.9	380	04:10.9	381	03:26.8	381	04:19.8	372	04:32.4	371	04:19.3	364
23./M50+				00:18:40.0	03:16.6	372	03:03.0	355	04:36.7	369	05:19.6	375						
362.	151	OZSVÁRT Dániel	1982	00:44:17.6	04:22.1	390	02:54.6	381	04:03.1	372	03:19.7	374	04:37.8	383	05:10.9	388	04:24.7	373
90./M40-49				00:18:50.5	03:11.1	368	03:13.5	368	04:27.9	363	04:31.7	346						
363.	176	CSEH Veronika	1970	00:44:24.9	03:51.3	367	02:48.1	372	03:55.8	365	03:37.3	388	04:31.6	378	05:13.0	389	04:40.3	382
5./W40+		ALPINBIKE		00:18:57.9	03:25.4	381	03:21.3	373	04:27.3	360	04:33.1	350						
364.	385	HARRIS Barbara	1992	00:45:04.7	04:20.0	389	03:01.3	390	04:16.7	389	03:27.5	382	04:40.2	385	04:57.0	387	04:31.7	376
8./W30-39				00:19:37.7	03:22.7	377	03:09.4	365	04:31.4	367	04:46.6	362						
365.	208	VÝBORNÝ Tomáš	1999	00:45:22.7	04:10.1	385	03:04.7	393	04:14.6	386	03:37.2	387	05:06.6	391	04:47.6	381	04:34.8	380
44./M21-29				00:19:55.6	03:14.0	370	03:10.2	366	04:41.5	371	04:41.0	359						
366.	354	DVOŘÁK Radim	1987	00:45:32.1	03:22.4	285	02:22.6	237	03:33.2	277	02:51.9	287	03:31.1	232	03:28.6	229	03:41.3	220
146./M30-39		CykloKolonial Enduro Team		00:20:05.1	11:57.2	396	02:42.8	314	03:56.0	317	04:04.5	312						
367.	193	BLECHOVÁ Martina	1989	00:45:37.4	04:17.9	388	03:03.5	391	04:04.5	375	03:35.8	385	04:49.3	388	04:49.1	383	04:51.5	387
9./W30-39		KOJEBIKE.cz		00:20:10.4	03:25.7	382	03:07.2	363	04:30.0	365	05:02.6	368						
368.	200	RAJSKÝ Jakub	1988	00:45:54.0	03:39.1	341	02:50.3	376	03:52.1	356	03:29.5	383	04:35.1	380	05:22.0	391	05:03.2	391
147./M30-39				00:20:26.9	03:42.7	386	03:23.1	374	04:48.6	377	05:08.0	373						
369.	389	NEDVĚDOVÁ Kristýna	1995	00:46:49.5	04:16.4	387	02:55.2	382	04:41.5	395	03:35.4	384	05:16.4	392	05:13.1	390	04:40.2	381
10./W30-39				00:21:22.5	03:22.8	378	03:15.1	369	04:48.4	376	04:44.8	361						
370.	476	SUCHANOVA Alzbeta	1993	00:47:10.9	04:42.1	396	03:12.0	394	04:29.7	394	03:38.2	389	05:06.3	390	04:53.0	384	04:32.9	378
11./W30-39				00:21:43.8	03:13.2	369	03:31.0	378	04:44.4	373	05:07.7	372						



Event: Blinduro X

Rank	Bib.	Name	Time	RZ1	RZ2	RZ3	RZ4	RZ5	RZ6	RZ7								
Cat.rank.	NAT	Team	YoB	Gap	RZ8	RZ9	RZ10	RZ11										
371.	417	CHALUPAR Michaela	1994	00:48:22.3	04:40.0	395	03:19.7	397	04:56.2	396	03:39.9	390	04:44.7	386	04:45.8	379	04:53.7	390
12./W30-39				00:22:55.3	03:30.2	383	03:27.6	377	05:04.3	381	05:19.7	376						
372.	207	ULČ Ondřej	1996	00:49:43.6	04:05.9	383	02:55.7	384	04:15.4	387	03:35.8	386	04:36.7	381	04:56.1	386	04:46.8	385
148./M30-39				00:24:16.6	05:33.3	392	03:33.5	379	05:25.7	382	05:58.2	381						
373.	300	TENGLER Roman	1997	00:50:32.1	03:35.6	331	02:35.9	338	03:36.6	292	03:00.1	330	04:00.9	344	04:33.7	373	04:07.4	341
45./M21-29				00:25:05.0	02:59.1	347	02:52.0	338	04:43.6	372	14:26.9	386						
374.	273	BALLAUF Lorenz	1989	00:50:43.7	04:38.3	393	03:00.5	388	04:16.8	390	03:45.9	392	05:48.0	395	06:04.5	395	05:11.4	392
149./M30-39		Flatdroppers		00:25:16.6	03:50.1	388	03:21.1	372	04:46.2	375	06:00.4	382						
375.	330	PAULOVÍČ Honza	1983	00:52:05.3	04:56.3	398	03:01.1	389	04:26.8	393	03:44.8	391	05:25.8	393	06:07.7	396	05:24.5	394
91./M40-49				00:26:38.3	03:57.2	389	03:42.8	381	05:32.7	384	05:45.2	379						
376.	374	ODSTRČIL Radomír	1970	00:56:31.3	05:06.0	399	03:37.9	398	05:01.4	397	04:13.6	395	05:56.9	396	05:57.1	394	05:51.3	395
24./M50+				00:31:04.2	04:07.0	390	04:00.7	384	05:43.9	385	06:55.1	385						
377.	196	HAVLÁTOVÁ Lucie	1991	00:59:15.4	05:23.0	400	04:03.4	400	05:32.8	398	04:19.7	396	06:00.7	397	07:32.5	397	05:54.9	396
13./W30-39		KOJEBIKE.cz		00:33:48.3	04:27.7	391	04:07.2	385	05:28.6	383	06:24.6	383						
378.	323	HEKERLOVÁ Iveta	1995	01:07:21.5	06:21.9	401	03:58.7	399	05:39.6	399	04:40.5	397	07:19.4	398	07:56.9	398	07:22.2	397
14./W30-39				00:41:54.5	05:55.7	394	04:42.4	387	06:46.2	386	06:37.6	384						
	13	NEUMEISTER Johanne	1983	DNF							02:38.9	180	03:16.2	143	03:17.4	170	03:33.9	168
M40-49					02:21.2	135												
	14	RECHNER Nik	1979	DNF							02:30.4	106	03:08.3	100	03:03.2	94	03:19.3	79
M40-49		Ponyhof Racing			02:13.9	69	02:14.4	121	03:16.2	106	03:25.0	179						
	42	FESSL Isabella	1993	DNF	03:47.6	363	02:55.7	384	03:58.8	367								
W30-39																		
	83	HASEKE Viktor	1984	DNF	02:54.7	108	02:12.8	141	03:09.9	99	02:34.5	141	03:17.9	155	03:06.2	115	03:49.4	268
M40-49					02:18.3	111												



Event: Blinduro X

Rank	Bib.	Name	Time	RZ1	RZ2	RZ3	RZ4	RZ5	RZ6	RZ7
Cat.rank.	NAT	Team	YoB	Gap	RZ8	RZ9	RZ10	RZ11		
M30-39	86	MÍKA Antonín	1992	DNF	02:53.5	104	02:09.6	106	03:12.2	117
							02:12.3	98	03:18.0	117
								03:00.8	62	
W40+	101	PESTA Victoria	1983	DNF	04:31.0	391	03:13.9	395	04:26.7	392
HT 15+	126	KAMIŠ Jan	1996	DNF	04:02.7	379	02:55.6	383	04:06.1	377
							03:34.0	380	04:51.3	379
								04:42.7	360	
M40-49	157	ZEMPLÉNYI Róbert Mecsek Invisibles	1984	DNF					02:36.8	166
					02:24.3	162	02:19.0	156	03:25.1	157
									03:18.2	140
M21-29	158	ZÜGN Oliver	1999	DNF	02:43.3	45	02:02.9	46	02:57.5	27
									02:23.6	51
									03:06.4	81
									02:55.2	59
									03:58.7	313
M30-39	160	BOHÁČEK Roman	1987	DNF	03:27.4	311	02:41.0	356	03:49.8	349
					02:41.7	278			02:49.3	271
									03:57.3	335
									03:53.4	321
									03:57.1	307
M15-20	228	KOMÍNEK Daniel Makada	2009	DNF	02:58.0	129	02:11.8	129	03:18.3	170
M30-39	232	MASLOV Anton Prague Enduro Committee	1991	DNF	03:17.9	258	02:23.8	251	03:23.5	209
					02:34.7	237			02:44.5	224
									04:01.4	346
									03:40.9	280
									04:51.9	389
M30-39	249	KLAPUCH Michal	1987	DNF	04:02.6	378	02:52.8	379	04:17.6	391
M30-39	256	ČERNÝ Jakub RAMALA Rakovník	1988	DNF	03:04.0	175	02:15.8	164	03:18.2	168
					05:39.7	393			02:43.8	220
									03:24.4	197
									03:24.5	217
									03:32.6	157
M40-49	283	SIX Jiri Flatdroppers	1984	DNF						
							02:40.4	301	03:58.9	320
									04:00.0	297
M50+	286	BULÍŘ Petr	1976	DNF	02:44.6	52	02:07.1	76	03:08.0	84
					02:16.6	95			02:29.0	85
									03:04.3	66
									03:00.0	83
									03:21.8	94




CRUSSFIS


Event: Blinduro X

Rank	Bib.	Name	Time	RZ1	RZ2	RZ3	RZ4	RZ5	RZ6	RZ7
Cat.rank.	NAT	Team	YoB	Gap	RZ8	RZ9	RZ10	RZ11		
M40-49		301 TOMAN Petr	1985	DNF						
						02:32.0	249	03:35.0	220	03:39.0 241
M30-39		325 KREJČÍ Jakub	1990	DNF	04:50.2	397				
M15-20		329 MELICHAR Mikuláš Yar MS Bike Academy	2007	DNF	02:50.3	78	02:06.9	73	03:01.3	41
					02:12.9	62			02:22.1	45
HT 15+		333 SKALKA Lukáš Kotár enduro team	1985	DNF	03:22.6	286	02:31.7	316	03:37.0	295
					03:10.7	366			02:59.3	328
M30-39		340 JÖSTING Sebastian	1992	DNF	04:39.3	394	02:49.9	374	04:04.5	374
					03:37.2	384	03:54.2	383	04:55.1	380
M40-49		361 PSCHEIDT Michal	1981	DNF	03:14.0	228	02:17.1	186	03:24.8	220
					02:36.3	250			02:38.8	177
M21-29		375 PFUISI Michael Radlager Racing	2001	DNF	02:43.3	44	01:58.3	25	02:54.4	21
M40-49		390 ŠŮS Martin KT Bikers	1979	DNF					02:57.2	323
					02:56.7	341	02:37.6	285	03:50.3	319
M40-49		403 KLEINER Julian Suspension Lab Racing	1983	DNF	03:19.4	262	02:25.0	263	03:25.5	223
					02:36.1	248			02:54.0	300
W30-39		411 VERENA Hieret Suspension Lab Racing	1993	DNF	03:40.7	347	02:31.1	309	03:48.2	346
					02:52.7	328			03:08.1	353
W15-29		423 PINSKER Jana	1999	DNF					03:20.2	376
					03:15.0	371	03:19.0	371	04:11.8	364
M15-20		424 SINGER Daniel MEG team	2009	DNF	02:43.4	46	02:00.3	33	02:56.8	26
					02:15.9	91			02:51.0	281


CRUSSFIS


Event: Blinduro X

Rank	Bib.	Name	Time	RZ1	RZ2	RZ3	RZ4	RZ5	RZ6	RZ7								
Cat.rank.	NAT	Team	YoB	Gap	RZ8	RZ9	RZ10	RZ11										
M15-20	466	 VIKTORA Míchal Lykoklub	2010	DNF	02:39.5	29	02:09.4	101										
M21-29	500	 KOSOHORSKÝ Pavel	2005	DNF	04:04.4	381	02:40.0	352	04:09.1	378	03:07.8	352	04:06.7	352	04:03.2	331	03:54.0	292

